



Jordan Valley Water Conservancy District


8215 SOUTH 1300 WEST
 WEST JORDAN, UTAH 84088
 PHONE (801) 565-4300

DISTRIBUTION PIPELINE REPLACEMENTS 2017

PROJECT NUMBER: 4035
 March 2017



ZONE	REV.	DESCRIPTION	BY	DATE	APP.



LINE IS 1/8" INCH AT 11x17 SIZE SHEET
 DESIGN: KEVIN RUBOW
 DRAFTER: TODD M. PETERSON
 PROJ. MGR: KEVIN RUBOW
 DATE: 3/1/17

Jordan Valley Water Conservancy District
 8215 SOUTH 1300 WEST
 WEST JORDAN, UTAH 84088
 PHONE (801) 565-4300

PIPELINE REPLACEMENTS 2017
 COVER PAGE

PROJECT NUMBER
 4035
 DRAWING NUMBER
 G-1
 SHEET NUMBER
 1 OF 69



GENERAL NOTES:

1. Known sewers, water lines, telephone, conduits, gas, electrical cables and other underground utilities or structures are shown on the drawings to extent that such information has been made available to or discovered by the Engineer. It is expected that there may be discrepancies and omissions in the location and quantities of utilities and structures shown. Information is shown for the convenience of the Contractor but is not guaranteed to be either correct or complete, and all responsibility for the accuracy and completeness thereof is expressly disclaimed. The Contractor shall make such investigations as are deemed sufficient ahead of excavation to locate underground utilities and structures so as not to accidentally damage them during construction operations. The Contractor shall be responsible for repair of any underground utilities damaged during construction activities.
2. Contractor shall field verify the depths of all utilities within the construction area 14 days prior to beginning construction.
3. Contractor shall be responsible for contacting Blue Stakes 48 hours prior to excavating.
4. Protect all existing pavement, sidewalk, curb and gutter, park strips, structures, turf, and existing utilities. Repair or replace if damaged or disturbed at no additional cost to the owner.
5. Contractor shall repair or replace all disturbed curb, gutter, sidewalk, road striping, and asphalt to appropriate city standards and specifications.
6. Contractor shall modify/repair existing sprinkler systems as required to cover affected landscape areas disturbed by construction. i.e. A new fire hydrant blocking sprinklers.
7. Connect existing copper residential water lines into the new water main.
8. All water line crossings of sanitary sewer shall have a minimum spacing of 18" (vertical).
9. All water lines shall cross sanitary sewer lines at a 90° angle whenever possible.
10. All water lines shall maintain a minimum of 10'-0" spacing from sanitary sewer lines unless otherwise specified.
11. New PVC pipe line shall be installed 36" from the center of the pipe to the curb whenever possible unless otherwise specified.

12. Contractor shall be responsible for all excavation, road cut, land disturbance, SWPP, and building permits with all agencies/entities impacted by construction (city, state, federal, business, private, etc).
13. Contractor shall replace all signal loops disturbed by pipeline installation activities.
14. Contractor shall be responsible for flagging, caution signs, traffic control, and public safety on all adjacent streets and construction site per MUTCD.
15. Contractor shall be responsible for public safety and OSHA safety standards.
16. Contractor shall be responsible for notification of residents of construction on their road 72 hours prior to excavating and of water disconnection when transferring service from the old to new water main.
17. Contractor shall attend all pre construction and construction conferences.
18. All construction staking required by the Contractor shall be provided by the Contractor at the Contractor's expense.
19. Contractor shall be responsible for care of all construction stakes.
20. Contractor to space utilities to provide minimum distances as required by local, county, state, and individual utility codes.
21. All materials and construction shall be in accordance with Jordan Valley Water Conservancy District standards and specifications.
22. All water lines shall be a minimum of 4 feet below finished grade to top of pipe unless otherwise noted.
23. Contractor shall reconnect all services using existing copper pipe. All galvanized and black poly services shall be replaced according to the Jordan Valley Water Conservancy District specification.
24. All service lateral locations are estimated.
25. Contractor shall loop existing services or new water line as necessary when approved by the Engineer.
26. Water line loops shall be performed in accordance with APWA Section 542.
27. Completed water lines shall be disinfected according to AWWA and Jordan Valley Water Conservancy District specification.
28. Contractor shall notify Engineer of chlorine test prior to flushing lines, with chlorine left in pipe a

- minimum of 24 hours with 25 ppm residual. All turning of main line valves, chlorination testing, flushing, pressure testing, bacteria testing, etc. to be coordinated with Jordan Valley Water Conservancy District. Heavily chlorinated water shall be dechlorinated while flushing.
29. Contractor shall be responsible for backfill and compaction of utility trenches to level of finished grade.
 30. All bends, tees, and other fittings in water line to be supported with concrete thrust blocks and restrained with Mega-Lug followers at joints, unless otherwise noted.
 31. All DIP fittings shall be polyethylene encased with a minimum 8 mil. Sheet in accordance with AWWA C105.
 32. Contractor shall be responsible for all erosion control.
 33. Contractor shall install BMP around all storm drains.
 34. Existing pipe lines shall be abandoned in place. For pipelines 2 inches to 8 inches (inside diameter) abandon by removing the valve and capping or plugging all open ends with concrete. For pipe lines 10 inches and larger, the cap shall be at least 24 inches thick and follow the abandonment procedure set forth by UDOT including filling with flowable fill.
 35. Existing water lines shall not be abandoned until new utilities are installed, tested, and accepted by the Jordan Valley Water Conservancy District.
 36. Contractor shall legally dispose of all excess excavated material/debris off site unless otherwise noted.
 37. Contractor shall supply redlines for preparation of record drawings.
 38. Engineer or Engineer's Representative shall field verify all hydrant and valve locations.

LEGEND:


- | | | | |
|------------------------|-----------|------|-----------|
| BURIED ELECTRIC | — — — — — | bel | — — — — — |
| BURIED FIBER OPTIC | — — — — — | bfo | — — — — — |
| BURIED TELEPHONE | — — — — — | btel | — — — — — |
| BURIED NATURAL GAS | — — — — — | g | — — — — — |
| STORM DRAIN | — — — — — | sd | — — — — — |
| SANITARY SEWER | — — — — — | ss | — — — — — |
| EXISTING WATER LINE | — — — — — | w | — — — — — |
| NEW WATER LINE | — — — — — | 8 W | — — — — — |
| WATER METER | ⊞ | | |
| WATER VALVE | WV | | |
| FIRE HYDRANT | ⊞ | | |
| SANITARY SEWER MANHOLE | ⊞ | | |
| STORM DRAIN MANHOLE | ⊞ | | |



DATE	APP	BY	DESCRIPTION	ZONE	REV
LINE IS 1/8" INCH AT 11X17 SIZE SHEET DESIGN: KEVIN RUBOW DRAFTER: TODD M PETERSON PROJ. MGR: KEVIN RUBOW DATE: 3/1/17					
PIPELINE REPLACEMENTS 2017 NOTES					
PROJECT NUMBER 4035					
DRAWING NUMBER G-2					
SHEET NUMBER 2 OF 69					

Sheet List Table	
Sheet Number	Sheet Title
G-1	COVER PAGE
G-2	NOTES
G-3	SHEET LIST
PP-01	4660 South
PP-02	700 East (S) -1
PP-03	700 East (S) - 2
PP-04	Tina Way -1
PP-05	Tina Way -2
PP-06	Green Valley Drive -1
PP-07	Green Valley Drive -2
PP-08	Green Valley Drive -3
PP-09	Green Valley Drive -4
PP-10	Namba Way -1
PP-11	Namba Way -2
PP-12	Namba Way -3
PP-13	Namba Way -4
PP-14	4565 South
PP-15	Willis Street
PP-16	785 East
PP-17	La Dore Drive -1
PP-18	La Dore Drive -2
PP-19	William Way -1
PP-20	William Way -2
PP-21	William Way -3
PP-22	Park Street -1
PP-23	Park Street -2
PP-24	Hill Park Circle
PP-25	Normandie Lane -1
PP-26	Normandie Lane -2
PP-27	4255 South -1
PP-28	4255 South -2
PP-29	4255 South -3
PP-30	760 East
PP-31	4280 South -1
PP-32	4280 South -2
PP-33	845 East -1
PP-34	845 East -2
PP-35	4200 South -1
PP-36	4200 South -2
PP-37	4200 South -3
PP-38	4125 South -1
PP-39	4125 South -2
PP-40	4125 South -3
PP-41	755 EAST
PP-42	4070 South -1

PP-43	4070 South, 800 East -2
PP-44	4070 South, 800 East -3
PP-45	730 East -1
PP-46	Malibu Drive -1
PP-47	Malibu Drive -2
PP-48	Malibu Drive -3
PP-49	700 East (N) -1
PP-50	700 East (N) -2
PP-51	700 East (N) -3
PP-52	4680 South -1
PP-53	K-Mart -1
PP-54	K-Mart -2
PP-55	K-Mart -3
PP-56	Ivy Place -1
PP-57	Ivy Place -2
PP-58	Ivy Place -3
D-1	Pipe Details D-1
D-2	Pipe Details D-2
D-3	Pipe Details D-3
D-4	Pipe Details D-4
D-5	Pipe Details D-5
D-6	Pipe Details D-6
D-7	Pipe Details D-7
D-8	Pipe Details D-8

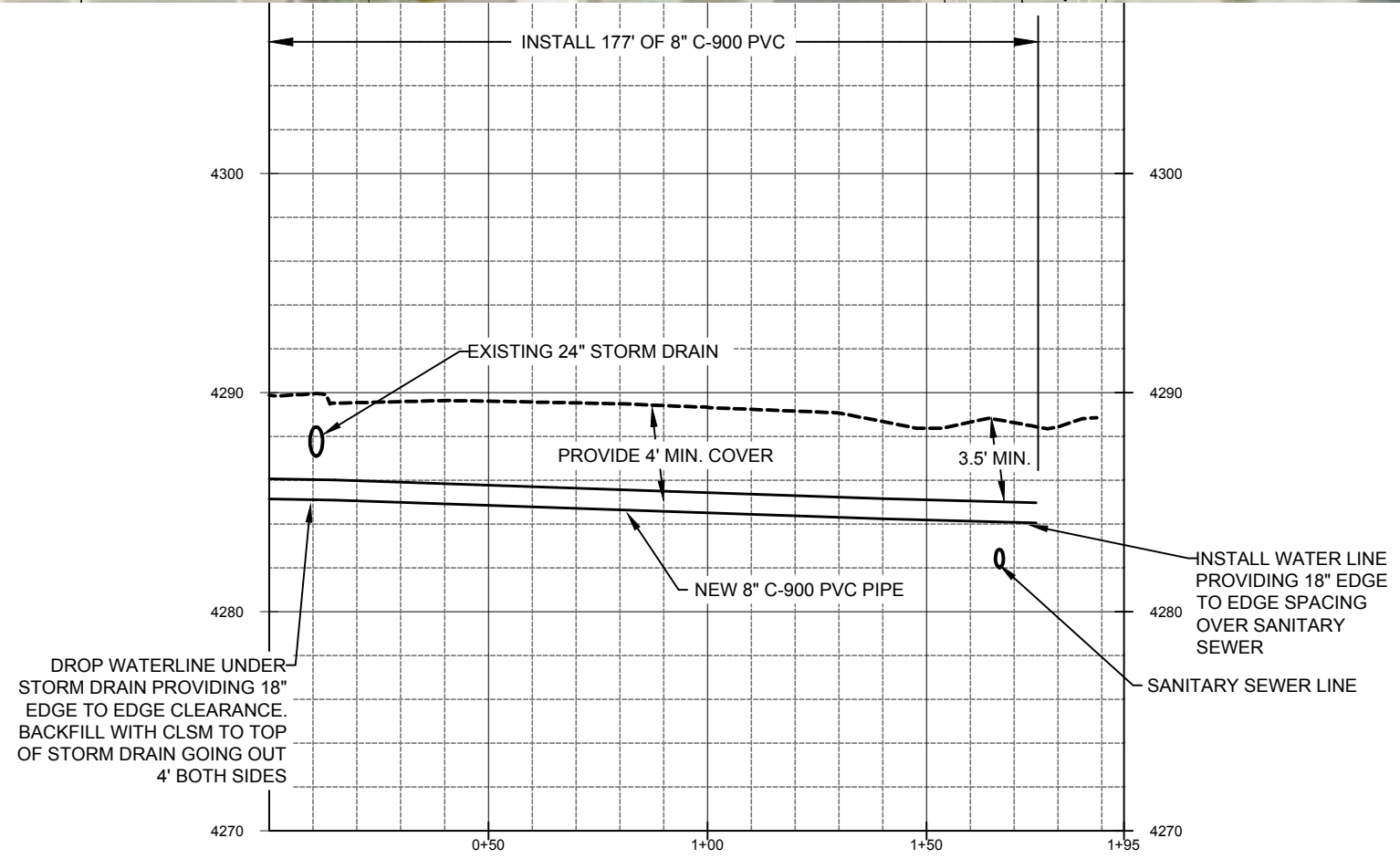
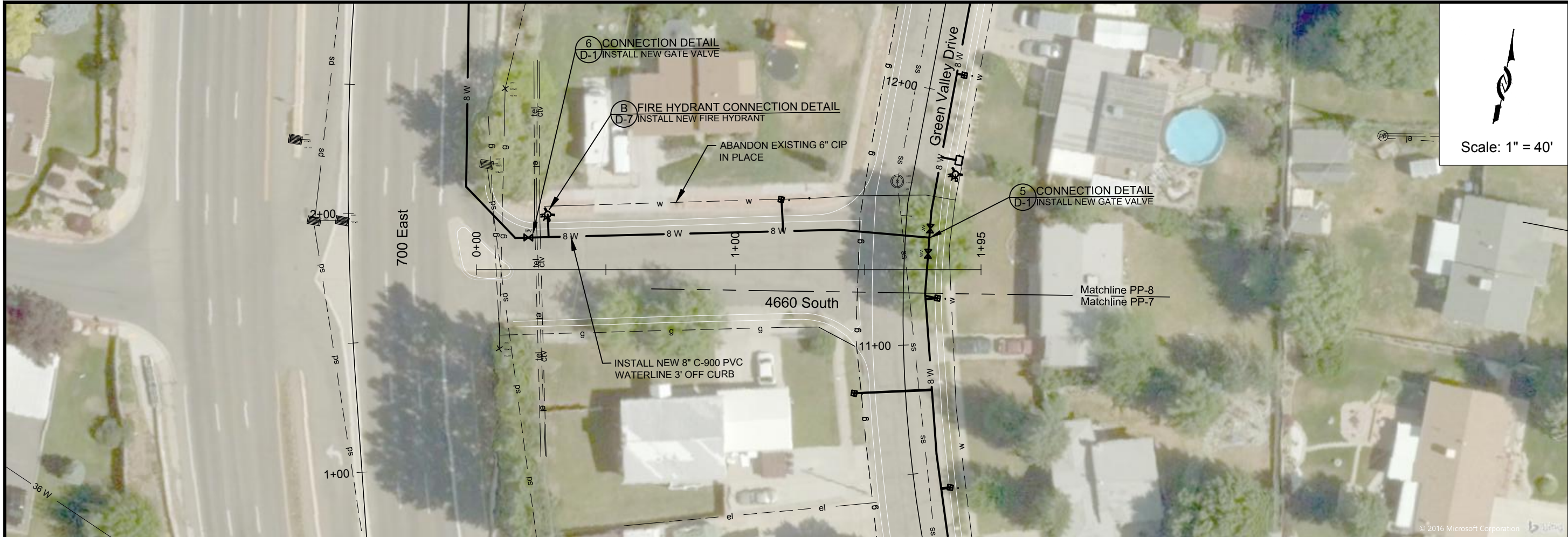


DESIGN: KEVIN RUBOW
 DRAFTER: TODD M PETERSON
 PROJ. MGR: KEVIN RUBOW
 DATE: 3/1/17

Jordan Valley Water
 Conservancy District
 8215 SOUTH 1300 WEST
 WEST JORDAN, UTAH 84088
 PHONE (801) 565-4300


PIPELINE REPLACEMENTS 2017
 SHEET LIST

PROJECT NUMBER
4035
 DRAWING NUMBER
G-3
 SHEET NUMBER
3 OF 69



Scale: 1" = 40'

ZONE	REV.	DESCRIPTION	BY	DATE	APP.



DESIGN: KEVIN RUBOW
 DRAFTER: TODD M PETERSON
 PROJ. MGR: KEVIN RUBOW
 DATE: 3/1/17

Jordan Valley Water
 Conservancy District
 8215 SOUTH 1300 WEST
 WEST JORDAN, UTAH 84088
 PHONE (801) 565-4300

PIPELINE REPLACEMENTS 2017
 4660 SOUTH

PROJECT NUMBER
4035
 DRAWING NUMBER
PP-01
 SHEET NUMBER
 4 OF 69

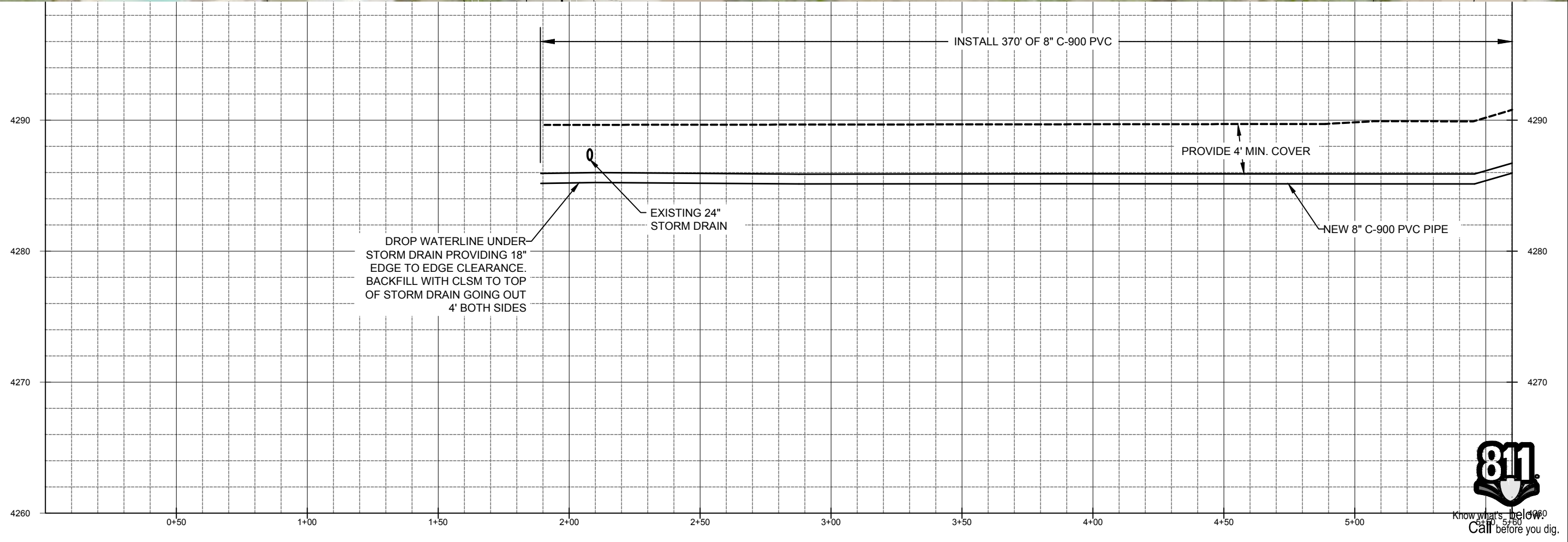




CONNECTION DETAIL 6
INSTALL NEW GATE VALVE D-1

Scale: 1" = 40'

MATCHLINE STA 5+60.11
SEE DWG PP-03



INSTALL 370' OF 8" C-900 PVC

PROVIDE 4' MIN. COVER

EXISTING 24" STORM DRAIN

NEW 8" C-900 PVC PIPE

DROP WATERLINE UNDER STORM DRAIN PROVIDING 18" EDGE TO EDGE CLEARANCE. BACKFILL WITH CLSM TO TOP OF STORM DRAIN GOING OUT 4' BOTH SIDES



ZONE	REV.	DESCRIPTION	BY	DATE	APP

DESIGN:	KEVIN RUBOW
DRAFTER:	TODD M PETERSON
PROJ. MGR:	KEVIN RUBOW
DATE:	3/1/17

LINE IS 1/8" INCH AT 11X17 SIZE SHEET

REGISTRATION ENGINEER
015686992202
TRAVIS PALL
CHRISTENSEN
STATE OF UTAH

Jordan Valley Water Conservancy District
8215 SOUTH 1300 WEST
WEST JORDAN, UTAH 84098
PHONE (801) 565-4300

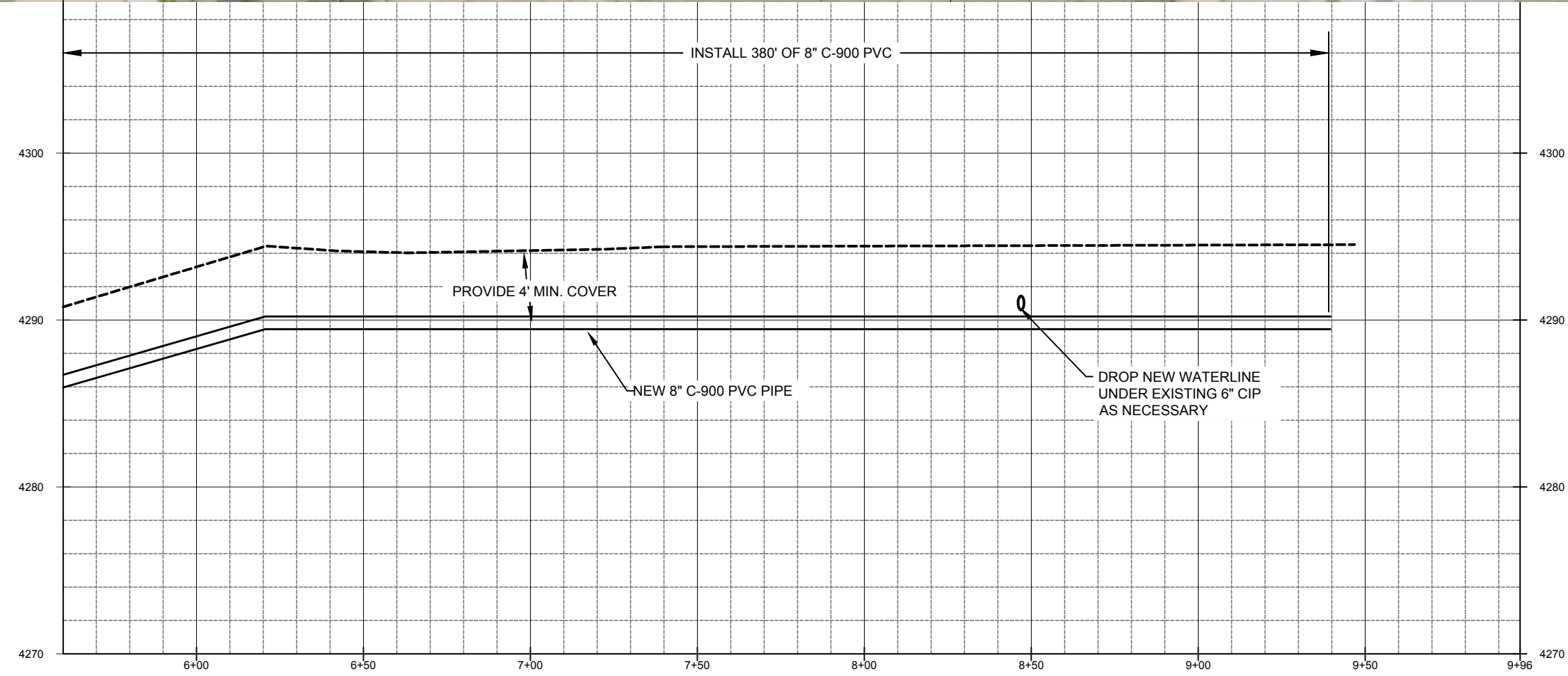
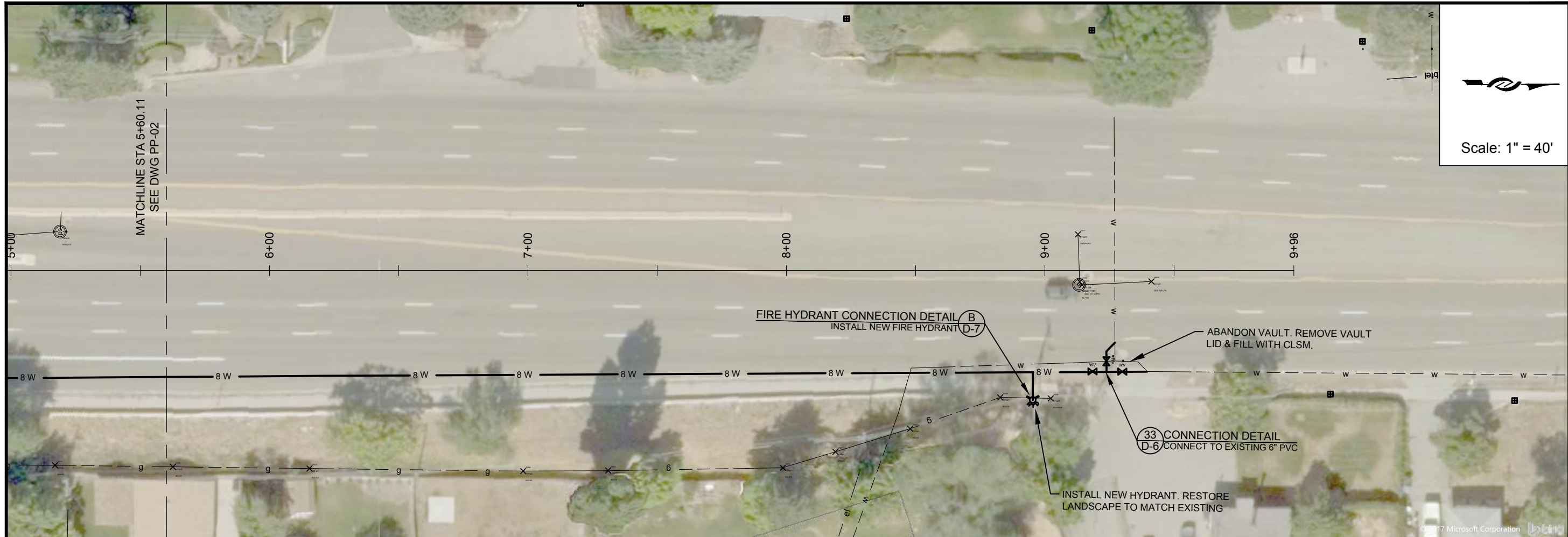
PIPELINE REPLACEMENTS 2017
700 EAST (S) - 1

PROJECT NUMBER
4035


DRAWING NUMBER
PP-02

SHEET NUMBER
5 OF 69

1:\PIPELINE\DISTRIUTION SYSTEM\4035 2017 MURRAY PIPELINE REPLACEMENTS\2 ENGINEERING\DWG\4035 BASE NEW LAYERED.DWG 163.92M



ZONE	REV.	DESCRIPTION	BY	DATE	APP.

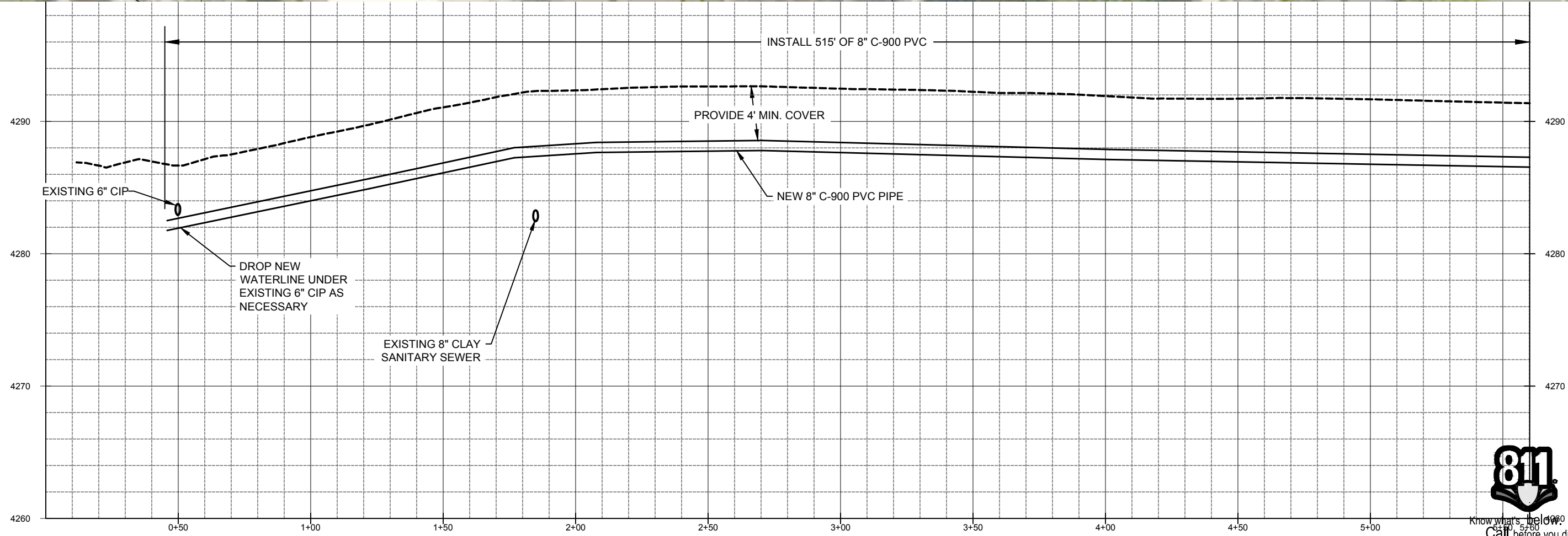
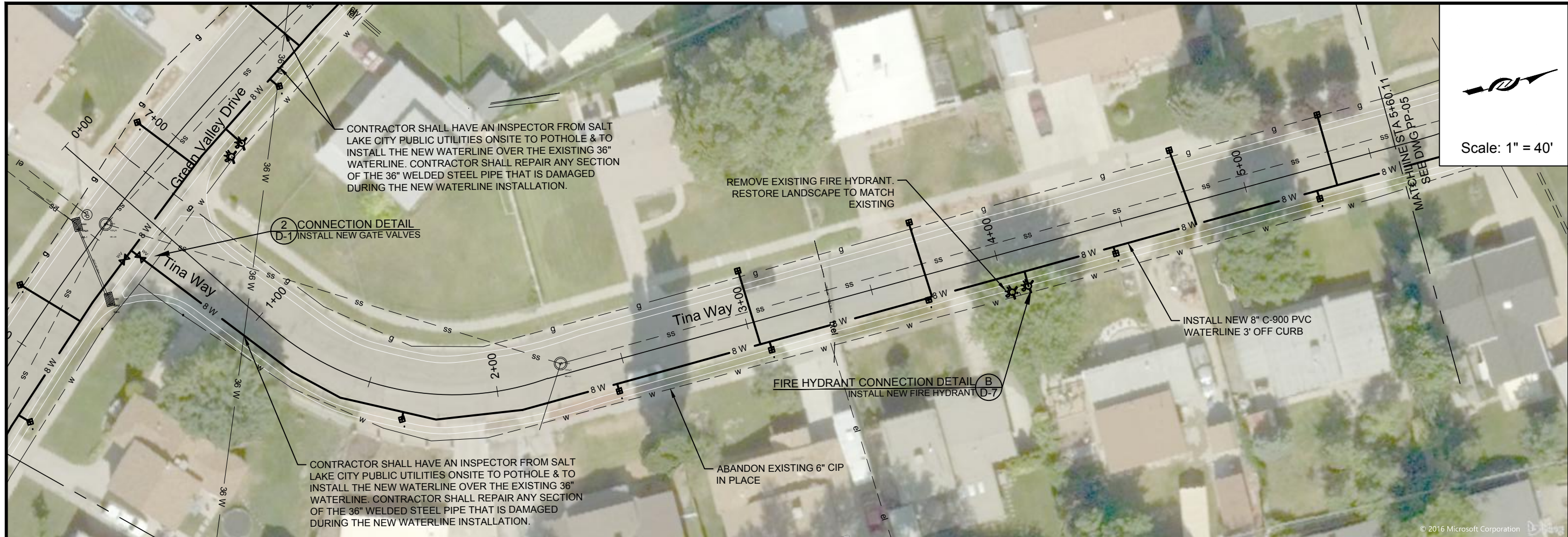


DESIGN:	KEVIN RUBOW
DRAFTER:	TODD M PETERSON
PROJ. MGR:	KEVIN RUBOW
DATE:	3/1/17

Jordan Valley Water
 Conservancy District
 8215 SOUTH 1300 WEST
 WEST JORDAN, UTAH 84088
 PHONE (801) 565-4300

PIPELINE REPLACEMENTS 2017
700 EAST (S) - 2

PROJECT NUMBER	4035
DRAWING NUMBER	PP-03
SHEET NUMBER	6 OF 69



DATE	APP
BY	
DESCRIPTION	
ZONE	REV

DESIGN: KEVIN RUBOW
DRAFTER: TODD M PETERSON
PROJ. MGR: KEVIN RUBOW
DATE: 3/1/17

LINE IS 1/8" INCH AT 11X17 SIZE SHEET

REGISTRATION ENGINEER
 01586992202
 TRAVIS PALL
 CHRISTENSEN
 UTAH STATE

Jordan Valley Water
 Conservancy District
 8215 SOUTH 1300 WEST
 WEST JORDAN, UTAH 84088
 PHONE (801) 565-4300

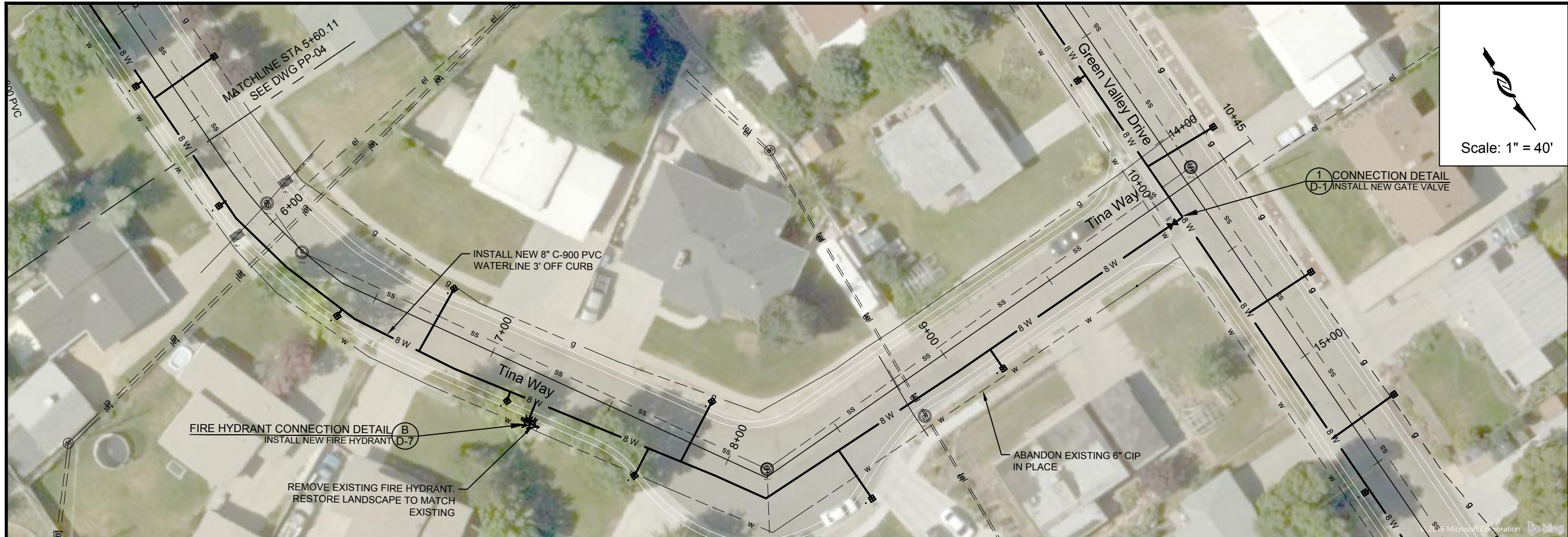
PIPELINE REPLACEMENTS 2017
 TINA WAY -1

PROJECT NUMBER
 4035

DRAWING NUMBER
 PP-04

SHEET NUMBER
 7 OF 69

1:\PIPELINE\DISTRIUTION SYSTEM\4035 2017 MURRAY PIPELINE REPLACEMENTS\2 ENGINEERING\DWGS\4035 XREFS\4035 BASE NEW LAYERED.DWG 164.24M



Scale: 1" = 40'

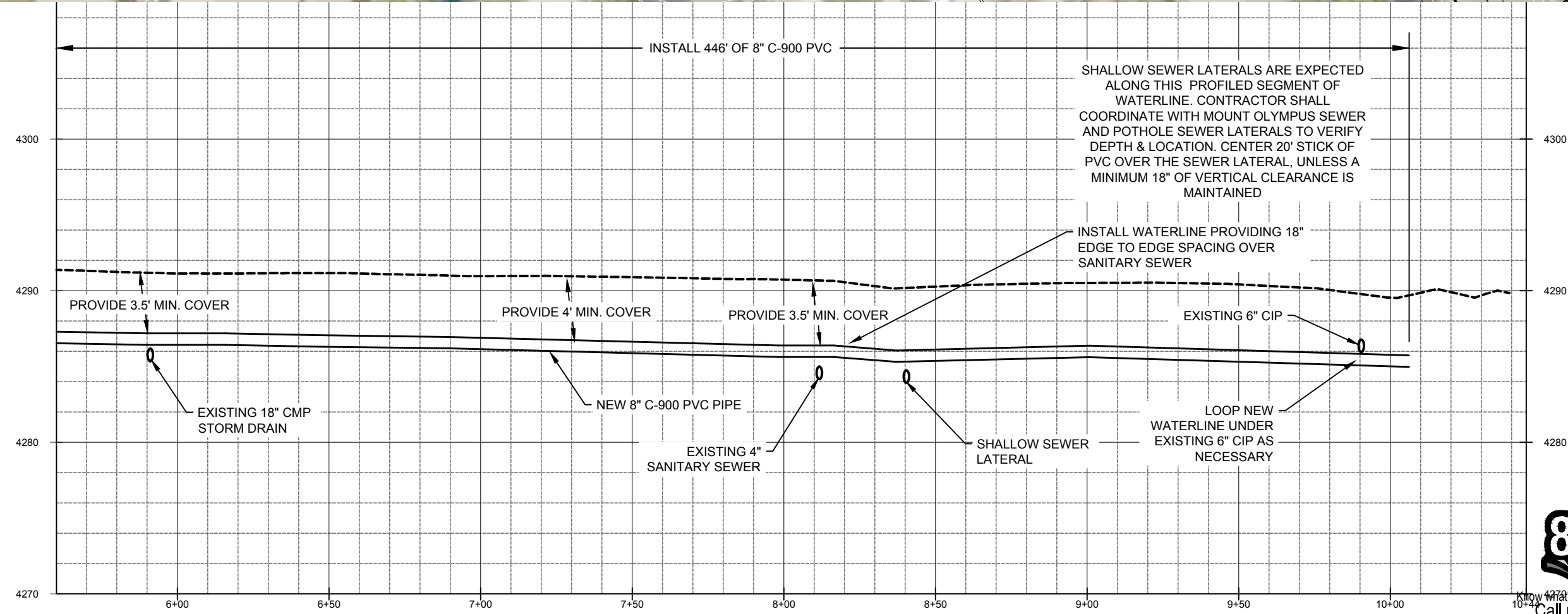
FIRE HYDRANT CONNECTION DETAIL (B)
INSTALL NEW FIRE HYDRANT (D-7)

REMOVE EXISTING FIRE HYDRANT.
RESTORE LANDSCAPE TO MATCH
EXISTING

INSTALL NEW 8" C-900 PVC
WATERLINE 3' OFF CURB

ABANDON EXISTING 6" CIP
IN PLACE

1 CONNECTION DETAIL
D-1 INSTALL NEW GATE VALVE



SHALLOW SEWER LATERALS ARE EXPECTED
ALONG THIS PROFILED SEGMENT OF
WATERLINE. CONTRACTOR SHALL
COORDINATE WITH MOUNT OLYMPUS SEWER
AND POTHOLE SEWER LATERALS TO VERIFY
DEPTH & LOCATION. CENTER 20' STICK OF
PVC OVER THE SEWER LATERAL, UNLESS A
MINIMUM 18" OF VERTICAL CLEARANCE IS
MAINTAINED

INSTALL WATERLINE PROVIDING 18"
EDGE TO EDGE SPACING OVER
SANITARY SEWER

PROVIDE 3.5' MIN. COVER

PROVIDE 4' MIN. COVER

PROVIDE 3.5' MIN. COVER

EXISTING 18" CMP
STORM DRAIN

NEW 8" C-900 PVC PIPE

EXISTING 4"
SANITARY SEWER

SHALLOW SEWER
LATERAL

EXISTING 6" CIP

LOOP NEW
WATERLINE UNDER
EXISTING 6" CIP AS
NECESSARY



Know what's below.
Call before you dig.

PROJECT NUMBER	4035
DRAWING NUMBER	PP-05
SHEET NUMBER	8 OF 69

PIPELINE REPLACEMENTS 2017
TINA WAY -2

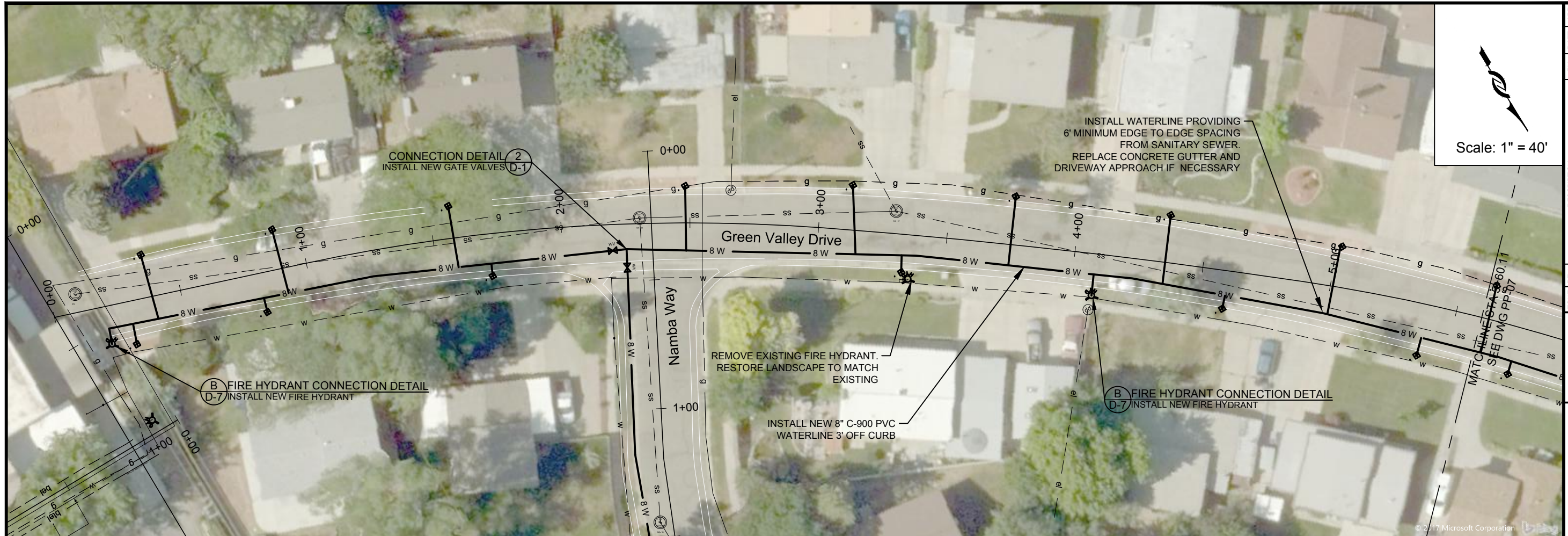
DESIGN: KEVIN RUBOW
DRAFTER: TODD M PETERSON
PROJ. MGR: KEVIN RUBOW
DATE: 3/1/17

LINE IS 1 INCH
AT 11X17 SIZE SHEET

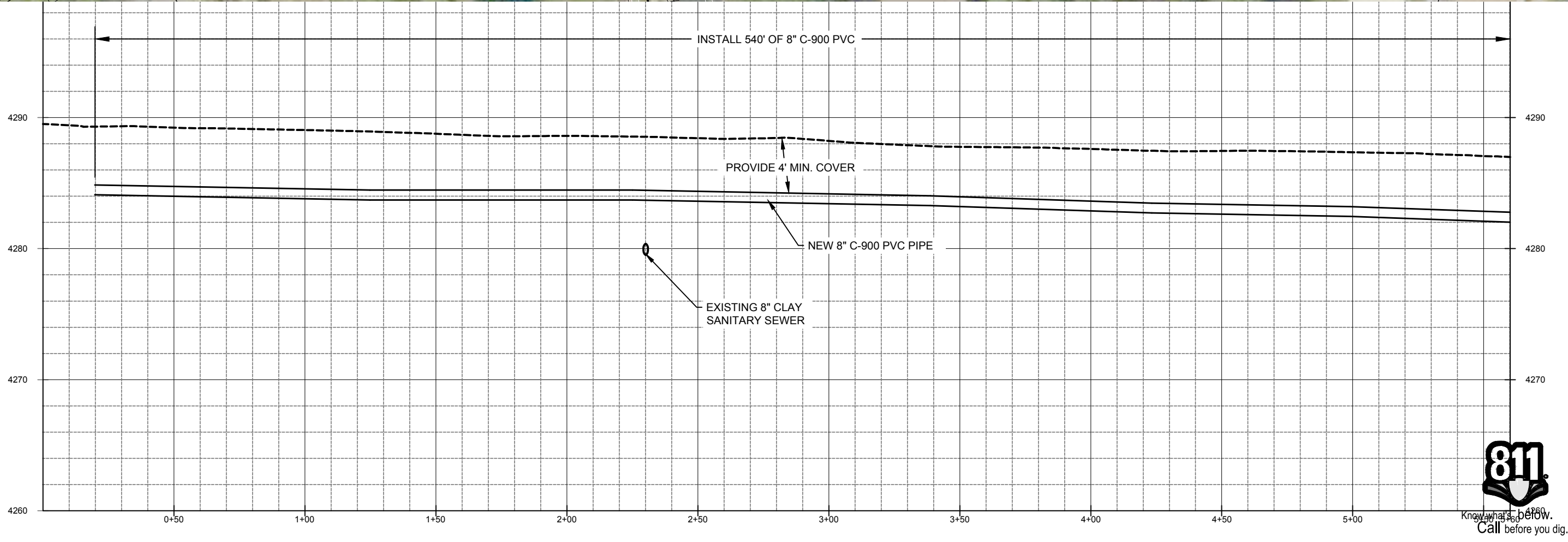
REGISTRATION ENGINEER
01586692202
TRAVIS PALL
CHRISTENSEN
STATE OF UTAH

Jordan Valley Water
Conservancy District
8215 SOUTH 1300 WEST
WEST JORDAN, UTAH 84098
PHONE (801) 565-4300

1:\PIPELINE\DISTRIUTION SYSTEM\4035 2017 MURRAY PIPELINE REPLACEMENTS\2 ENGINEERING\DWGS\4035 XREFS\4035 BASE NEW LAYERED.DWG 163.92M

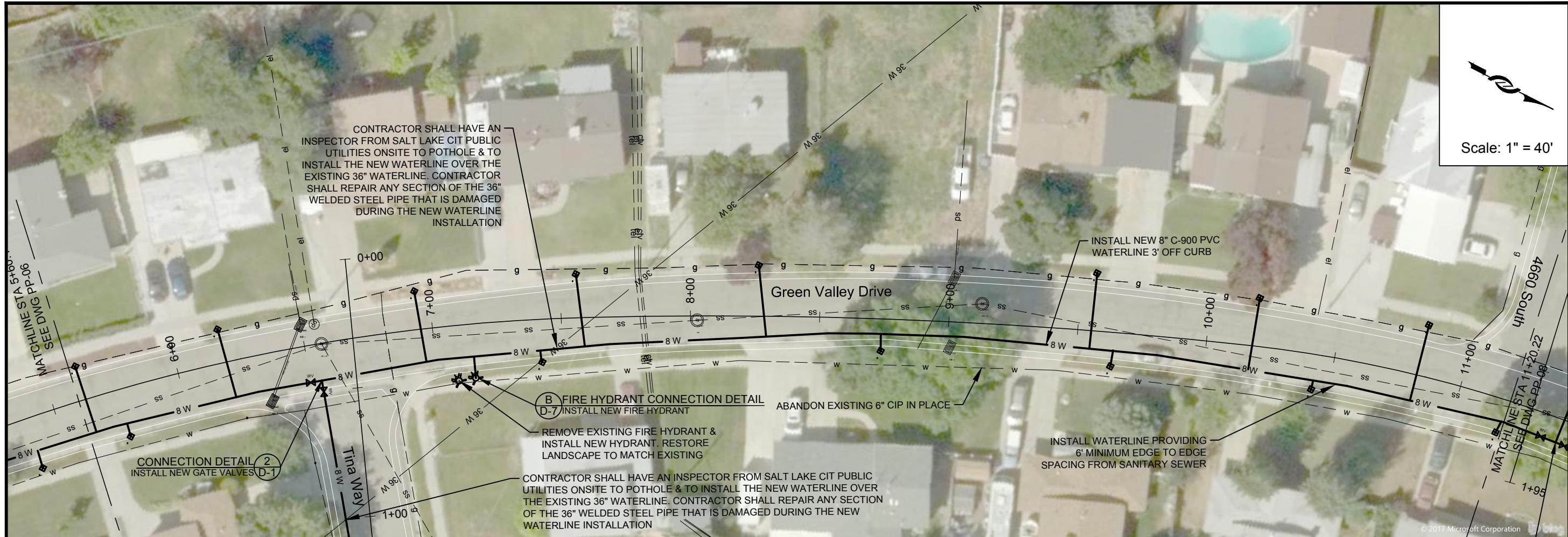


Scale: 1" = 40'



BY	DATE	APP
DESCRIPTION		
DESIGN:	KEVIN RUBOW	
DRAFTER:	TODD M. PETERSON	
PROJ. MGR.:	KEVIN RUBOW	
DATE:	3/1/17	
Jordan Valley Water Conservancy District 8915 SOUTH 1300 WEST WEST JORDAN, UTAH 84088 PHONE (801) 565-4300		
PIPELINE REPLACEMENTS 2017		
GREEN VALLEY DRIVE -1		
PROJECT NUMBER	4035	
DRAWING NUMBER	PP-06	
SHEET NUMBER	9 OF 69	

1:\PIPELINE\DISTIBUTION SYSTEM\4035 2017 MURRAY PIPELINE REPLACEMENTS\2 ENGINEERING\DWGS\4035 XREFS\4035 BASE NEW LAYERED.DWG 163.92M



Scale: 1" = 40'


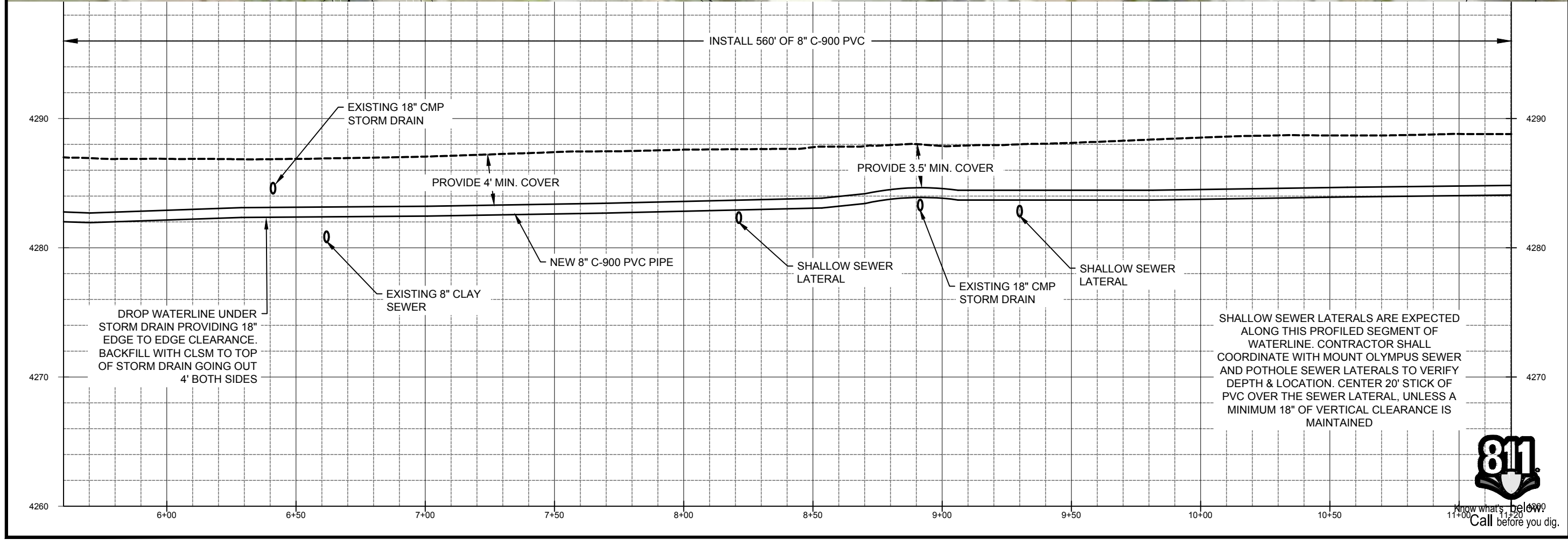
ZONE	REV.	DESCRIPTION	BY	DATE	APP.

DESIGN: KEVIN RUBOW
 DRAFTER: TODD M PETERSON
 PROJ. MGR: KEVIN RUBOW
 DATE: 3/1/17

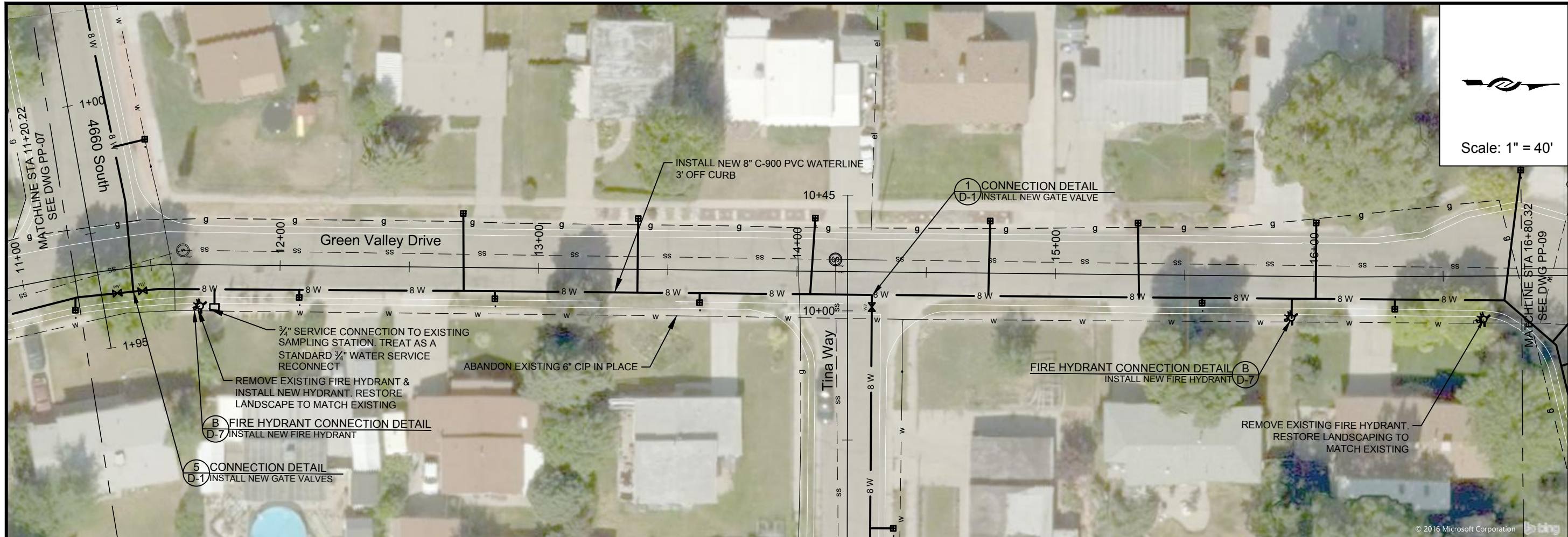
Jordan Valley Water Conservancy District
 8915 SOUTH 1300 WEST
 WEST JORDAN, UTAH 84088
 PHONE (801) 565-4300

PIPELINE REPLACEMENTS 2017
GREEN VALLEY DRIVE -2

PROJECT NUMBER: 4035
 DRAWING NUMBER: PP-07
 SHEET NUMBER: 10 OF 69




1:\PIPELINE\SYSTEM-4035 2017 MURRAY PIPELINE REPLACEMENTS\2 ENGINEERING\DWGS\4035 XREFS\4035 BASE NEW LAYERED.DWG 164.24M



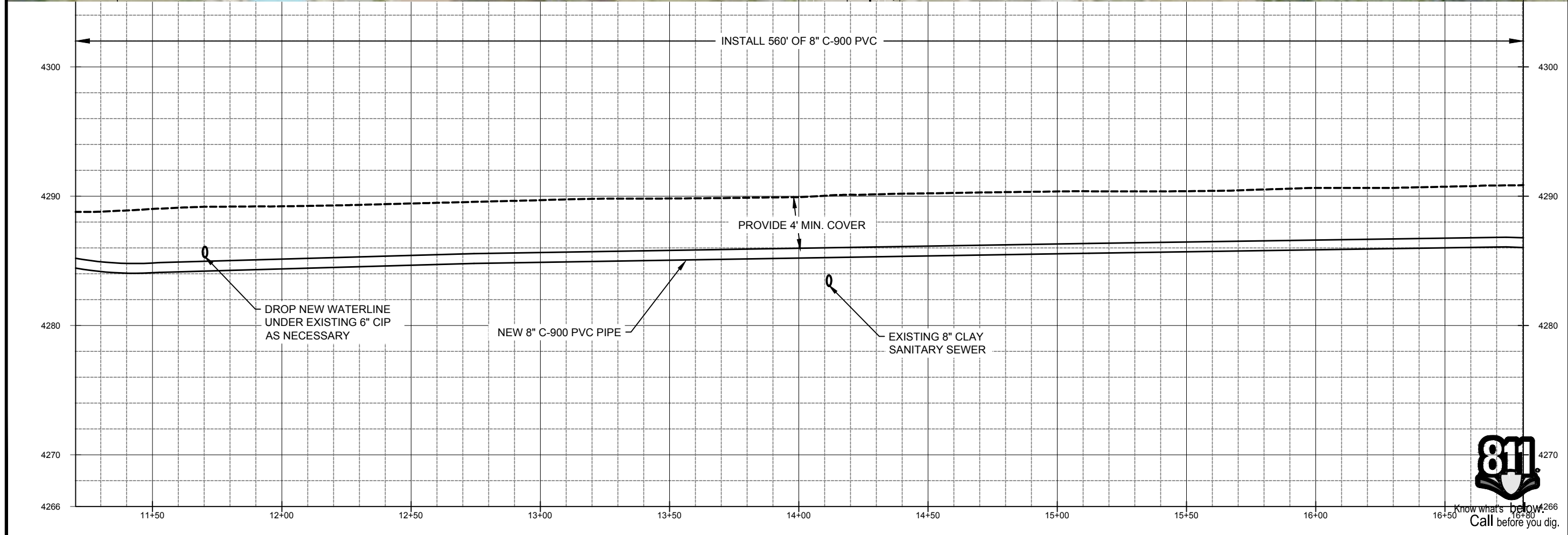
Scale: 1" = 40'



ZONE	PREV.	DESCRIPTION	BY	DATE	APP.



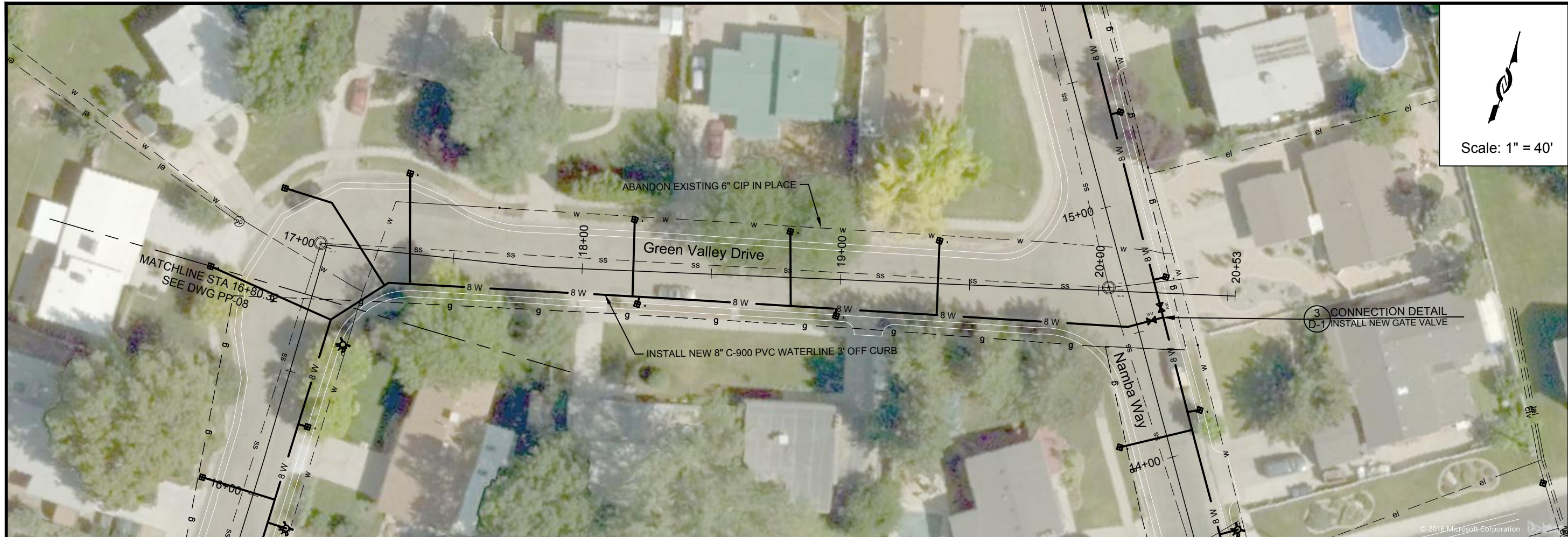
DESIGN: KEVIN RUBOW
 DRAFTER: TODD M PETERSON
 PROJ. MGR: KEVIN RUBOW
 DATE: 3/1/17



Jordan Valley Water Conservancy District
 8215 SOUTH 1300 WEST
 WEST JORDAN, UTAH 84088
 PHONE (801) 565-4300


PIPELINE REPLACEMENTS 2017
GREEN VALLEY DRIVE -3

PROJECT NUMBER: 4035
 DRAWING NUMBER: PP-08
 SHEET NUMBER: 11 OF 69

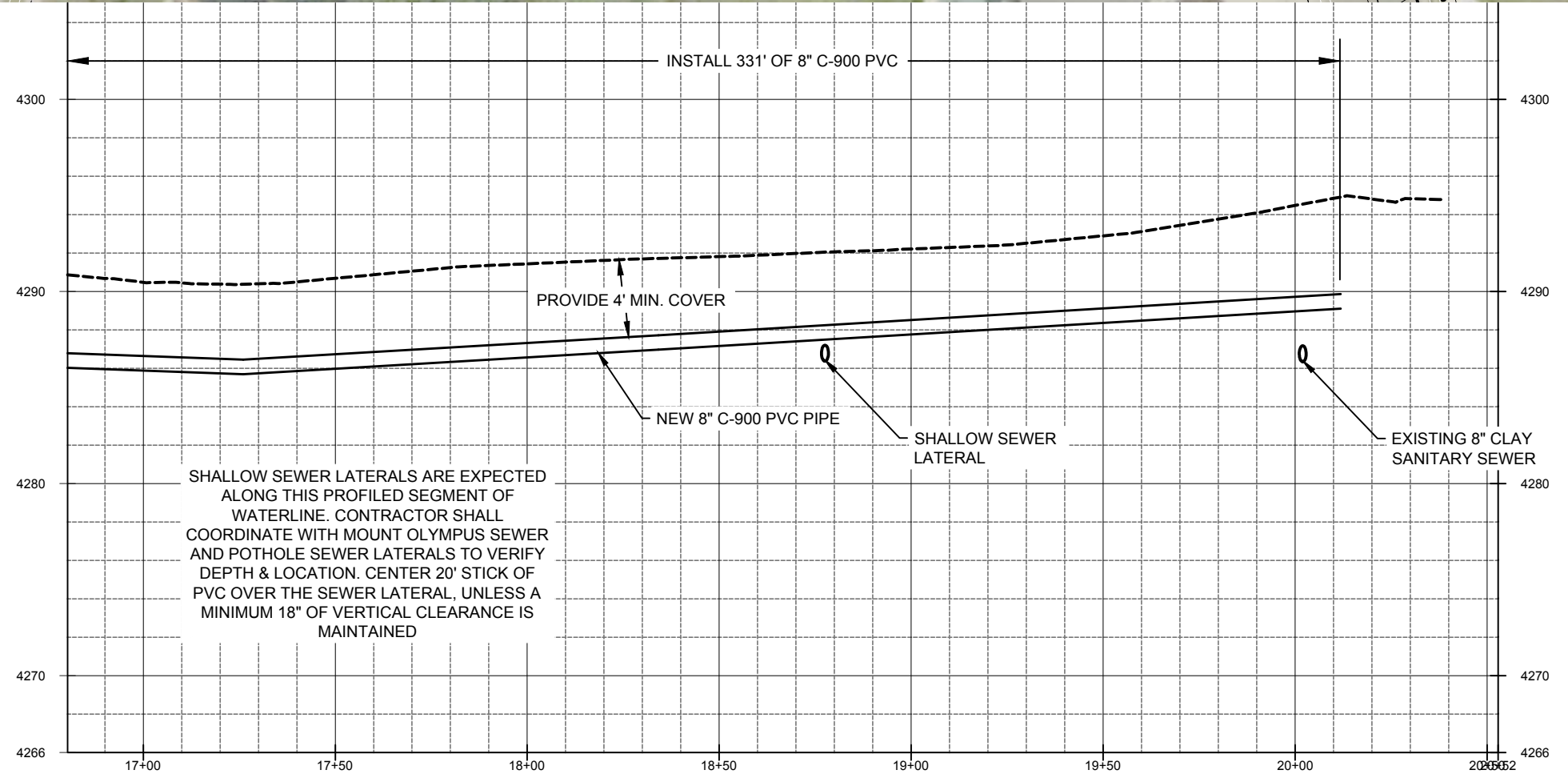


Scale: 1" = 40'

ZONE	REV.	DESCRIPTION	BY	DATE	APP.



DESIGN: KEVIN RUBOW
 DRAFTER: TODD M PETERSON
 PROJ. MGR: KEVIN RUBOW
 DATE: 3/1/17



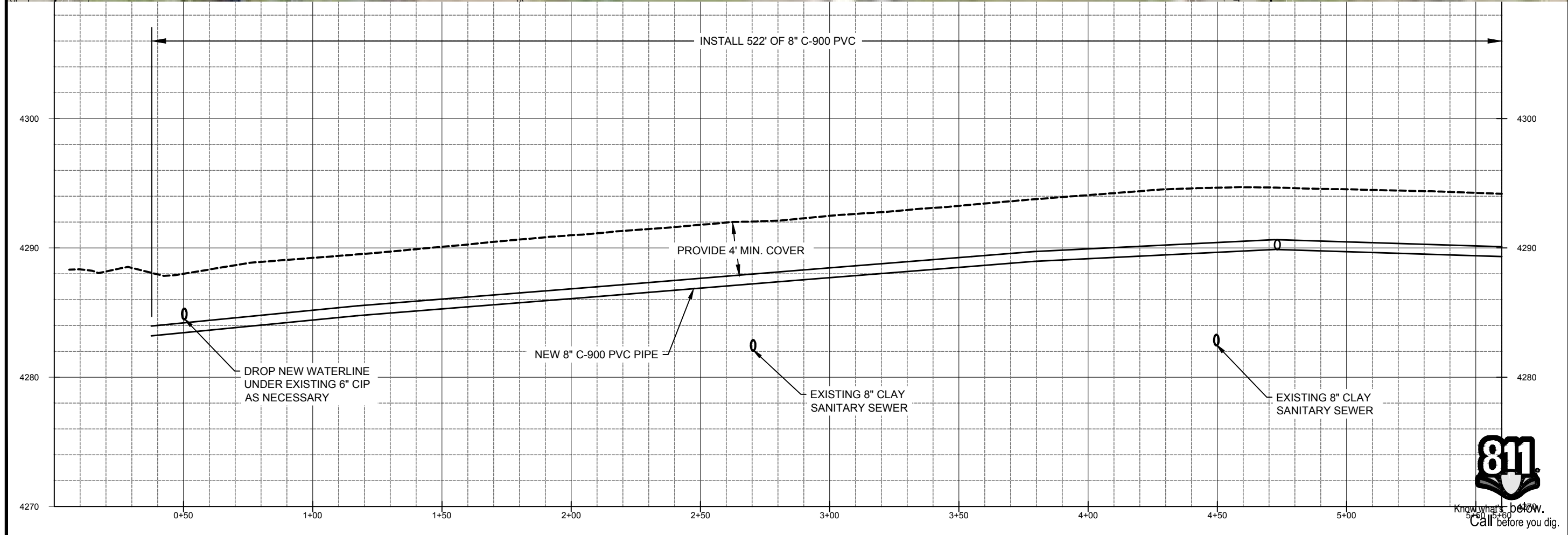
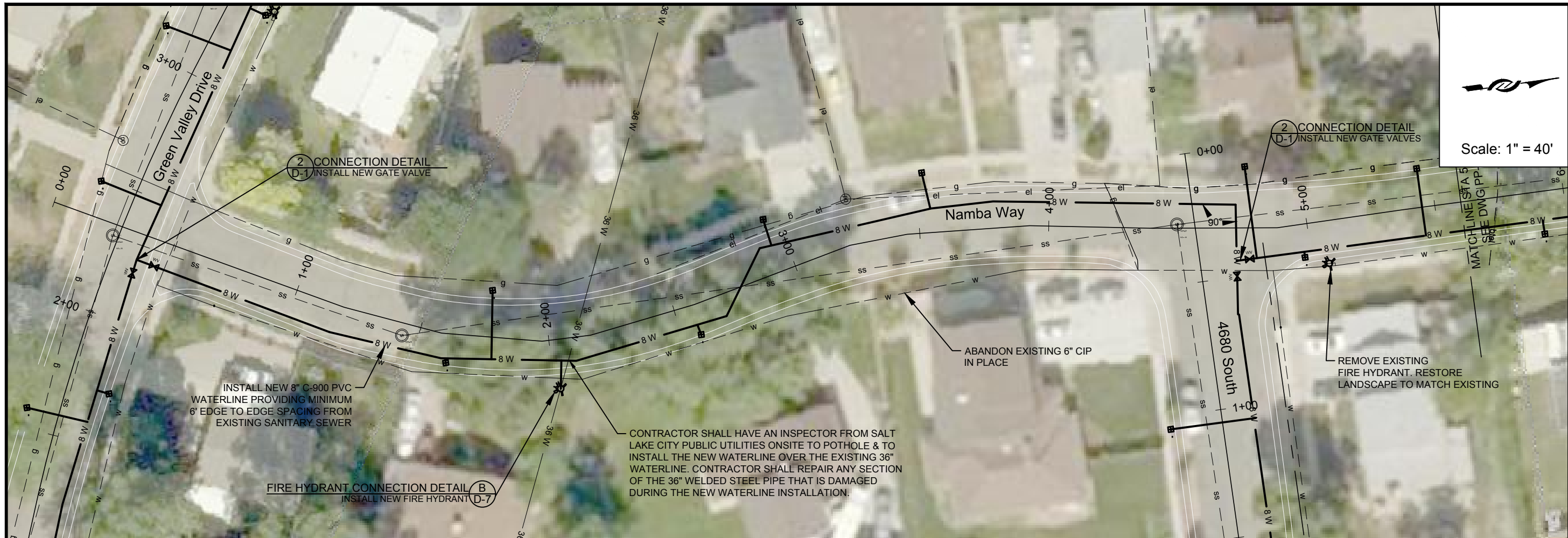
SHALLOW SEWER LATERALS ARE EXPECTED ALONG THIS PROFILED SEGMENT OF WATERLINE. CONTRACTOR SHALL COORDINATE WITH MOUNT OLYMPUS SEWER AND POT HOLE SEWER LATERALS TO VERIFY DEPTH & LOCATION. CENTER 20' STICK OF PVC OVER THE SEWER LATERAL, UNLESS A MINIMUM 18" OF VERTICAL CLEARANCE IS MAINTAINED



Jordan Valley Water Conservancy District
 8215 SOUTH 1300 WEST
 WEST JORDAN, UTAH 84088
 PHONE (801) 565-4300

PIPELINE REPLACEMENTS 2017
 GREEN VALLEY DRIVE -4

PROJECT NUMBER: 4035
 DRAWING NUMBER: PP-09
 SHEET NUMBER: 12 OF 69




BY	DATE	APP
ZONE	REV	DESCRIPTION
DESIGN:	KEVIN RUBOW	
DRAWN:	TODD M PETERSON	
PROJ. MGR:	KEVIN RUBOW	
DATE:	3/1/17	
Jordan Valley Water Conservancy District 8215 SOUTH 1300 WEST WEST JORDAN, UTAH 84098 PHONE (801) 565-4300		
PIPELINE REPLACEMENTS 2017 NAMBA WAY - 1		
PROJECT NUMBER	4035	
DRAWING NUMBER	PP-10	
SHEET NUMBER	13 OF 69	



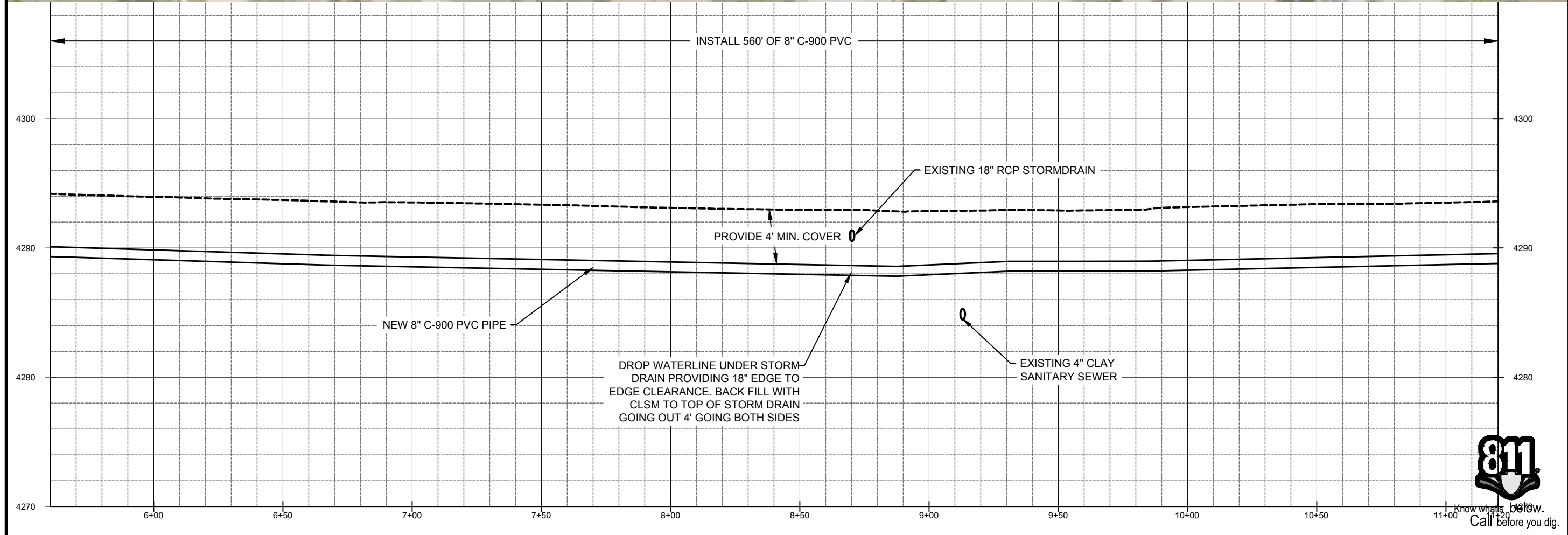


Scale: 1" = 40'

ZONE	REV.	DESCRIPTION	BY	DATE	APP.



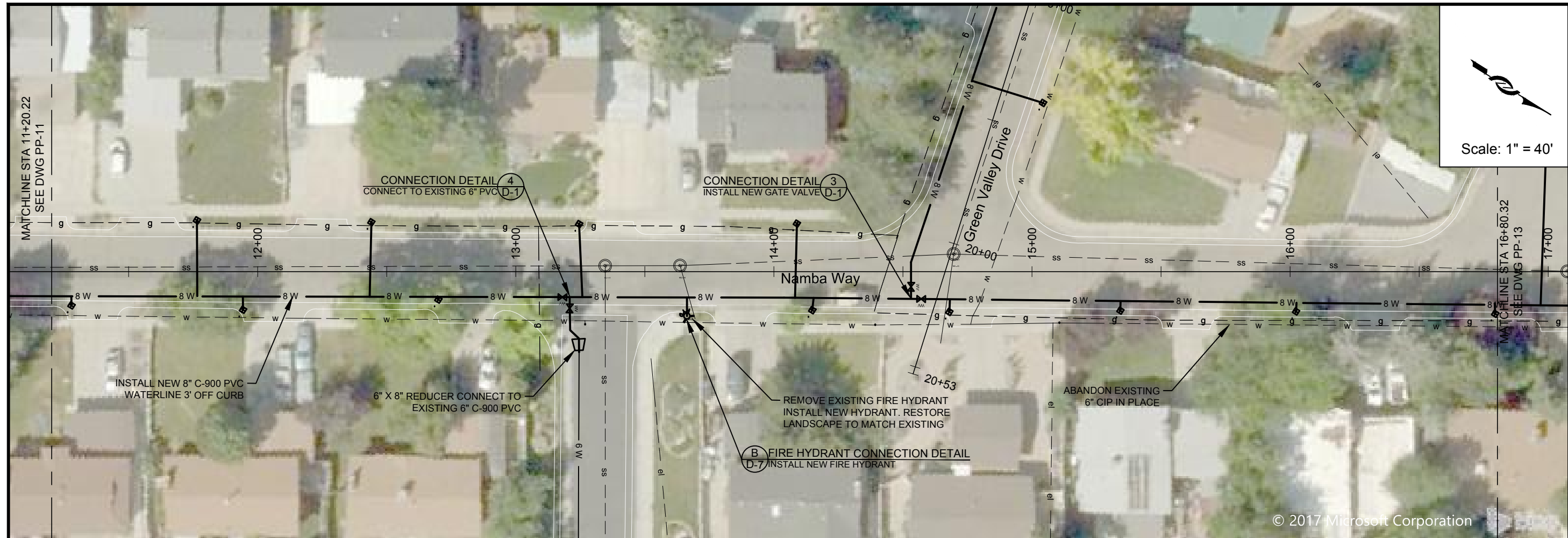
DESIGN: KEVIN RUBOW
 DRAFTER: TODD M PETERSON
 PROJ. MGR: KEVIN RUBOW
 DATE: 3/1/17



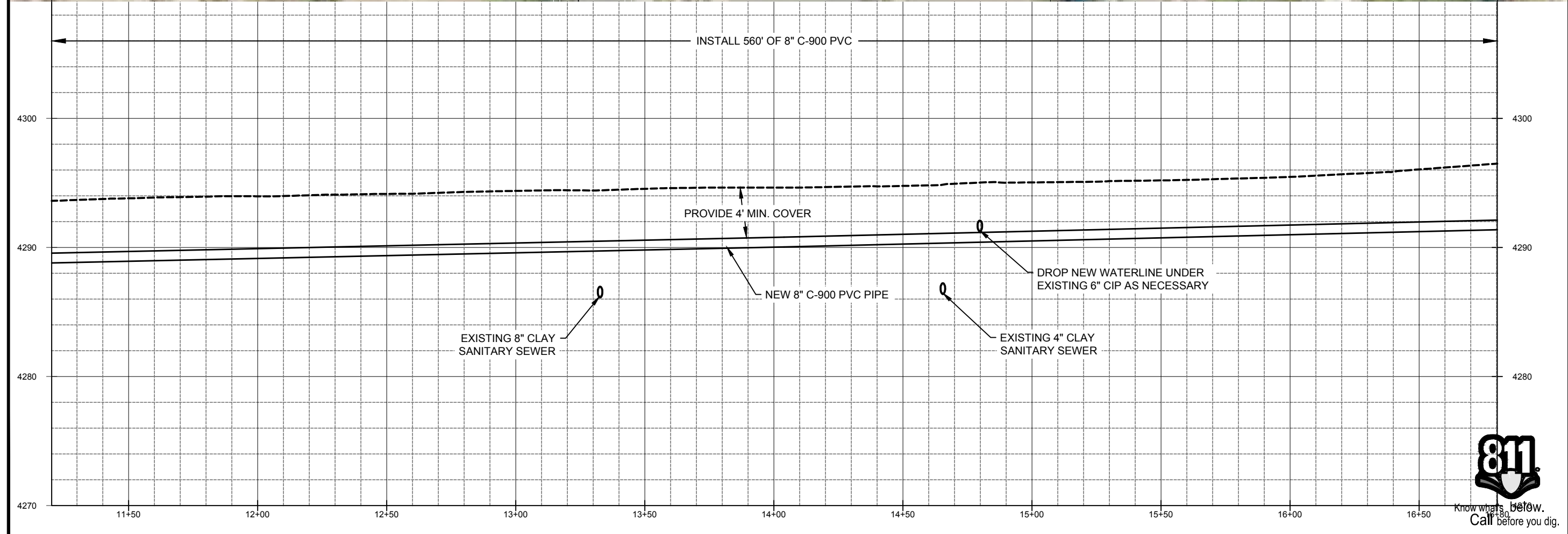
Jordan Valley Water
 Conservancy District
 8915 SOUTH 1300 WEST
 WEST JORDAN, UTAH 84088
 PHONE (801) 565-4300

PIPELINE REPLACEMENTS 2017
 NAMBA WAY -2

PROJECT NUMBER
 4035
 DRAWING NUMBER
 PP-11
 SHEET NUMBER
 14 OF 69



© 2017 Microsoft Corporation



Scale: 1" = 40'



MATCHLINE STA 11+20.22
SEE DWG PP-11

MATCHLINE STA 16+80.32
SEE DWG PP-13

DATE	BY	APP

DESCRIPTION	ZONE	REV

REGISTERED PROFESSIONAL ENGINEER
STATE OF UTAH

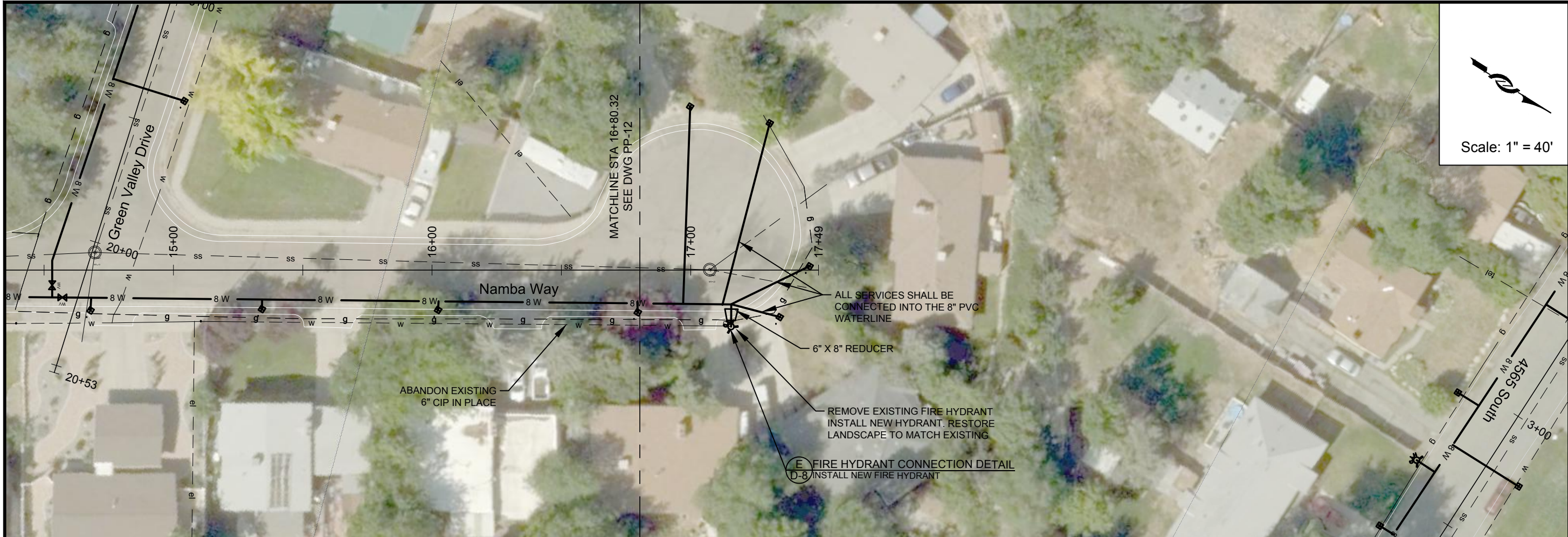
01566692202
KEVIN RUBOW
TRAVIS PALL
CHRISTENSEN

DESIGN: KEVIN RUBOW	DRAFTER: TODD M PETERSON
PROJ. MGR: KEVIN RUBOW	DATE: 3/2/17

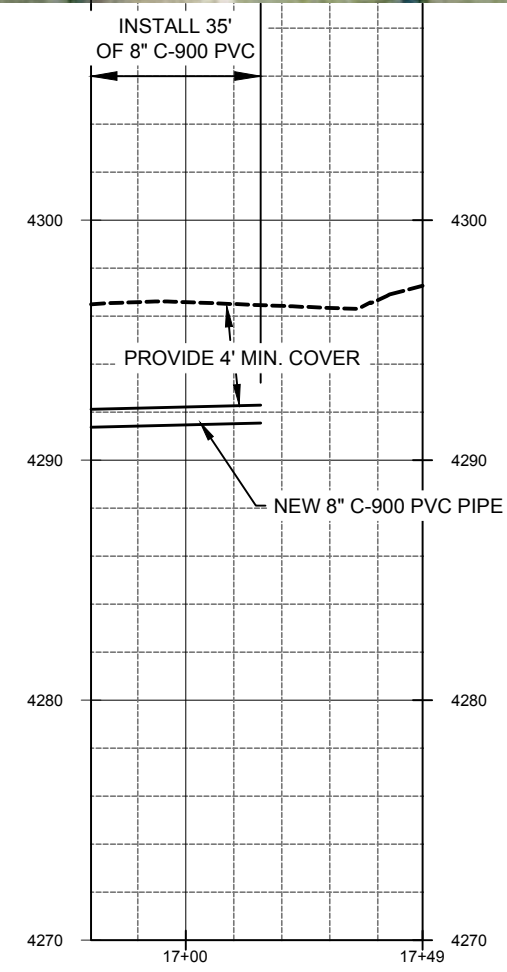
Jordan Valley Water
Conservancy District
8215 SOUTH 1300 WEST
WEST JORDAN, UTAH 84088
PHONE (801) 565-4300

PIPELINE REPLACEMENTS 2017
NAMBA WAY -3


PROJECT NUMBER 4035
DRAWING NUMBER PP-12
SHEET NUMBER 15 OF 69



Scale: 1" = 40'



ZONE	PREV.	DESCRIPTION	BY	DATE	APP.

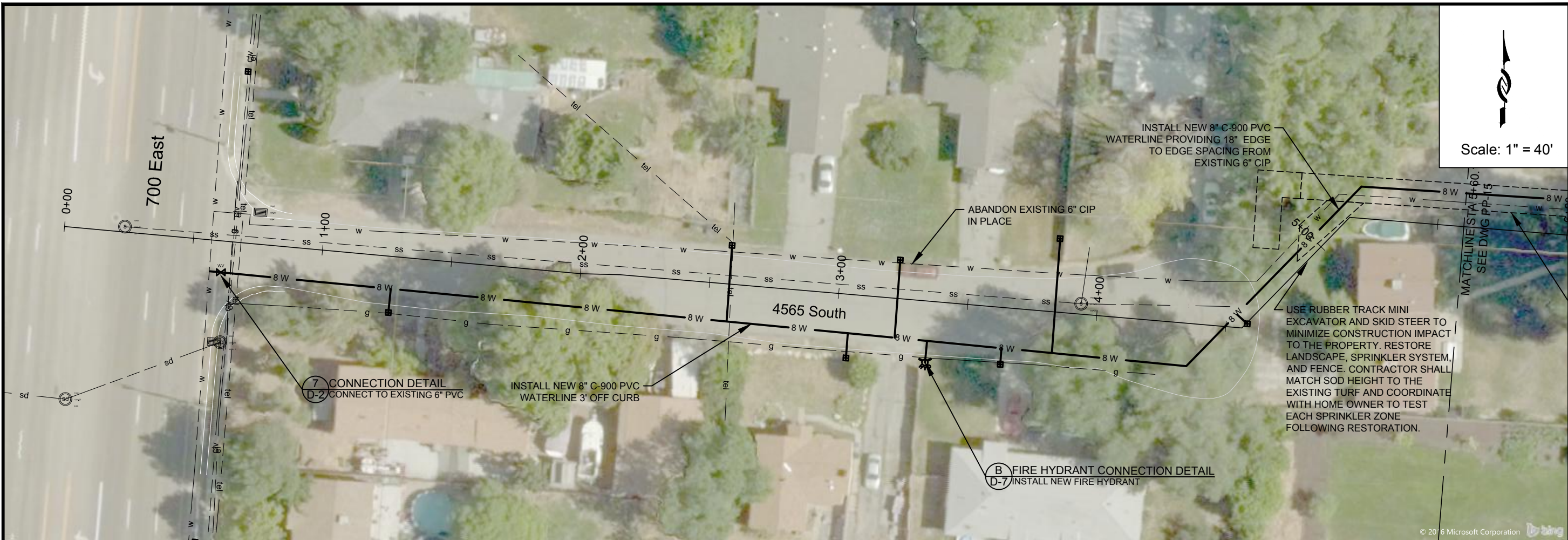


DESIGN:	KEVIN RUBOW
DRAFTER:	TODD M PETERSON
PROJ. MGR:	KEVIN RUBOW
DATE:	3/1/17

Jordan Valley Water Conservancy District
 8215 SOUTH 1300 WEST
 WEST JORDAN, UTAH 84088
 PHONE (801) 565-4300


PIPELINE REPLACEMENTS 2017	
NAMBA WAY -4	
PROJECT NUMBER	4035
DRAWING NUMBER	PP-13
SHEET NUMBER	16 OF 69



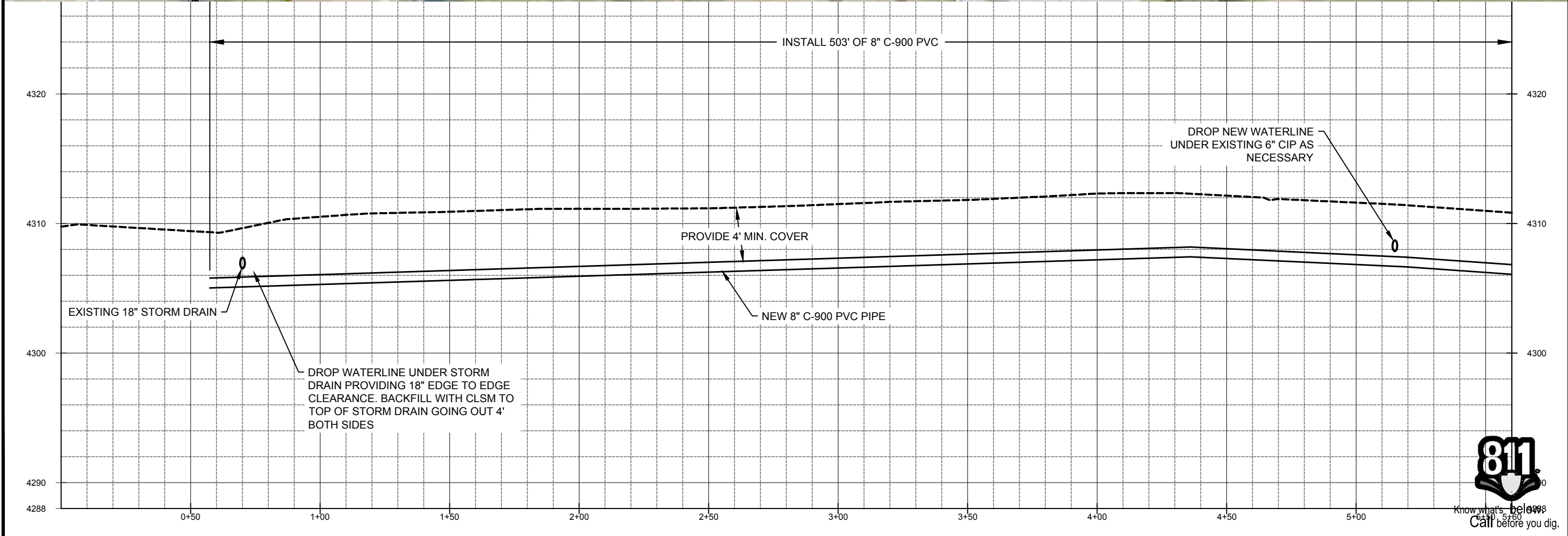


Scale: 1" = 40'

ZONE	REV.	DESCRIPTION	BY	DATE	APP.



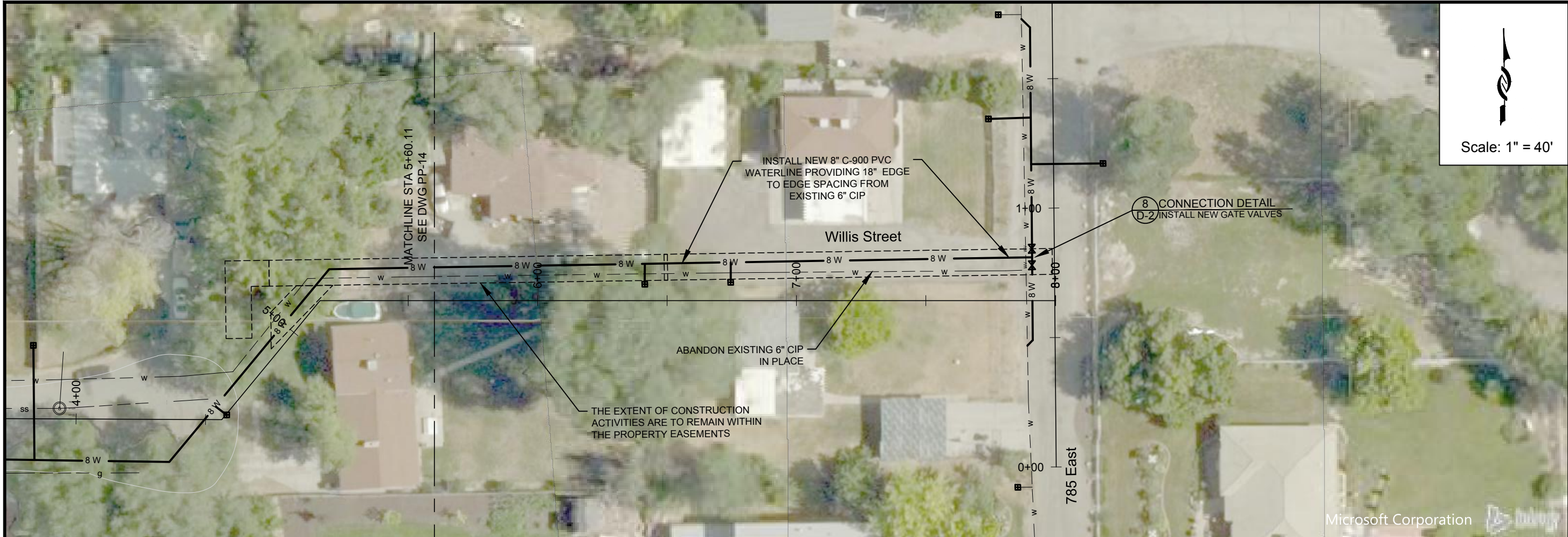
DESIGN: KEVIN RUBOW	PROJECT: TODD M. PETERSON
DRAWN: TODD M. PETERSON	DATE: 3/1/17
PROJ. MGR: KEVIN RUBOW	



Jordan Valley Water Conservancy District
 8215 SOUTH 1300 WEST
 WEST JORDAN, UTAH 84098
 PHONE (801) 565-4300

PIPELINE REPLACEMENTS 2017	
4565 SOUTH	
PROJECT NUMBER	4035
DRAWING NUMBER	PP-14
SHEET NUMBER	17 OF 69

1:PIPELINE/DISTRIBUTION SYSTEM-4035 2017 MURRAY PIPELINE REPLACEMENTS-2 ENGINEERING/DWG/4035 XREFS/4035 BASE NEW LAYERED DWG
 166.93M

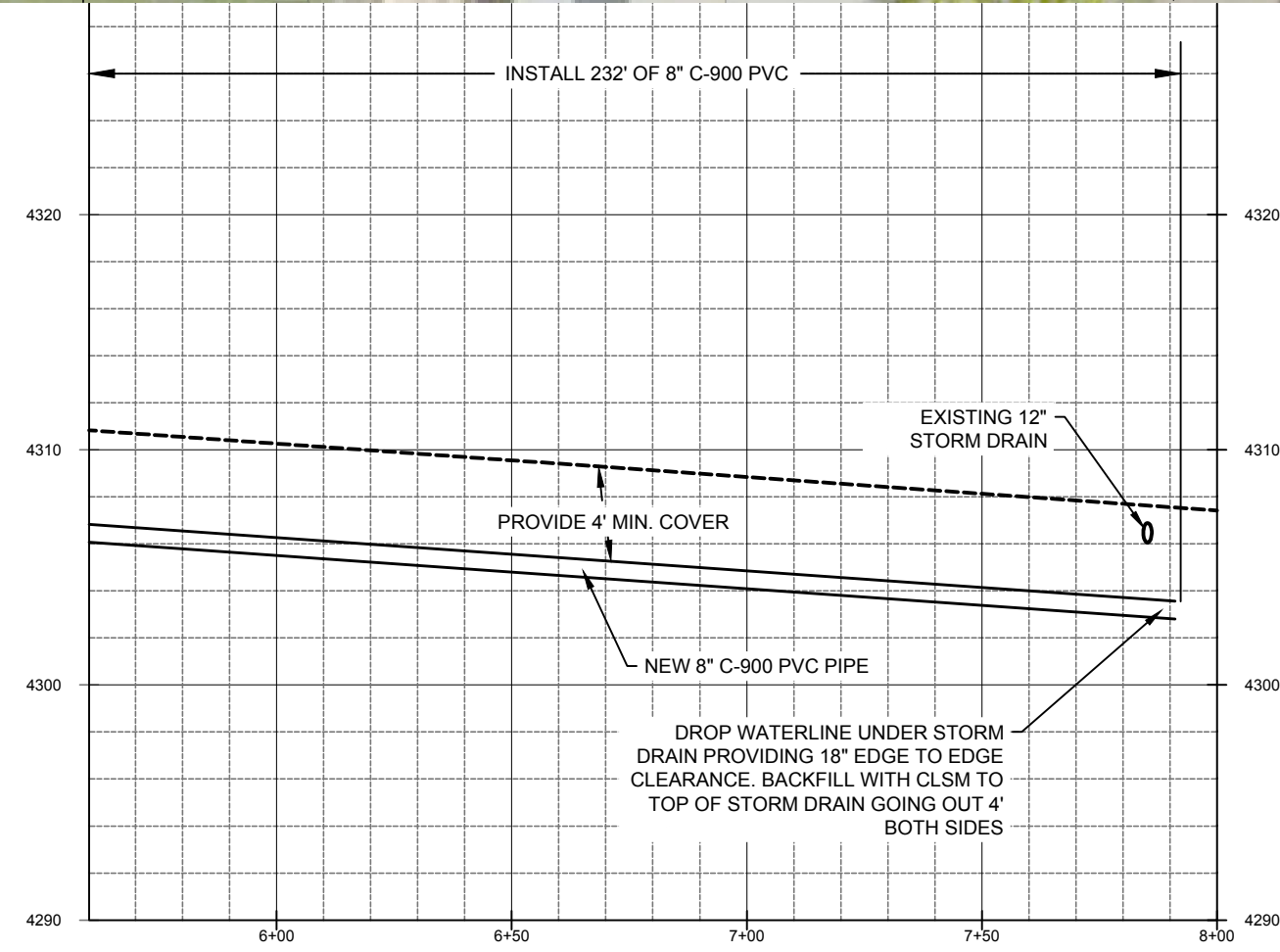



 Scale: 1" = 40'

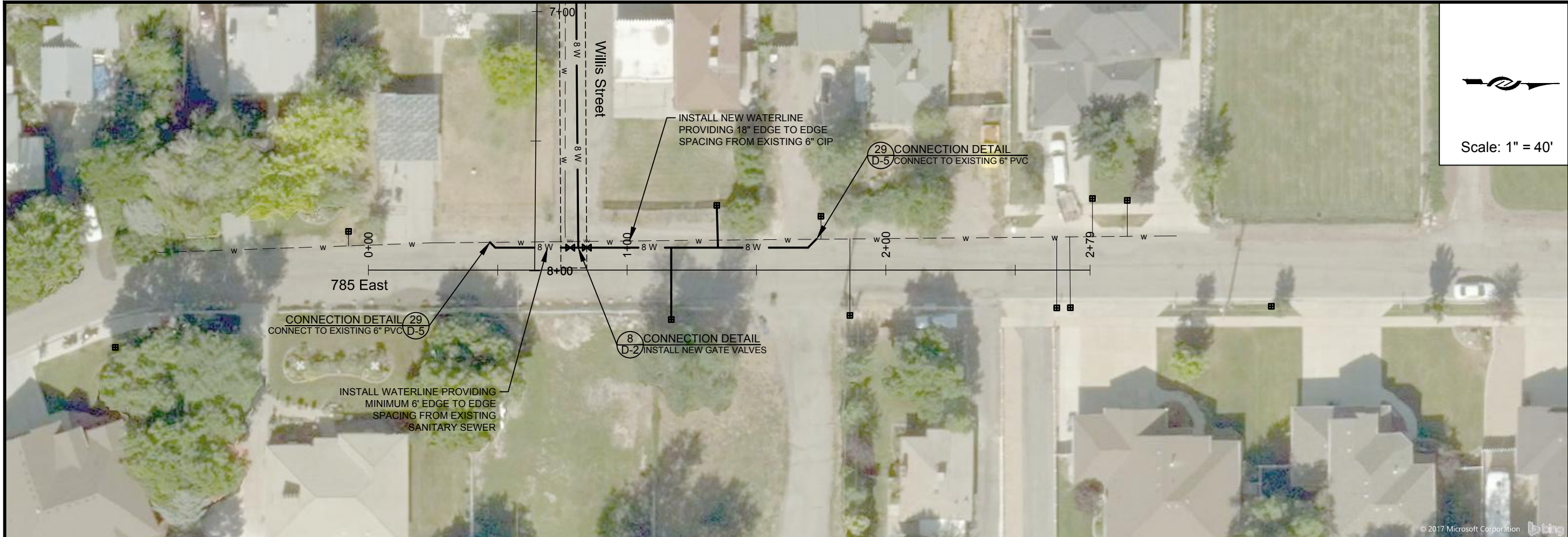
ZONE	REV.	DESCRIPTION	BY	DATE	APP

DESIGN: KEVIN RUBOW
 DRAFTER: TODD M PETERSON
 PROJ. MGR: KEVIN RUBOW
 DATE: 3/1/17

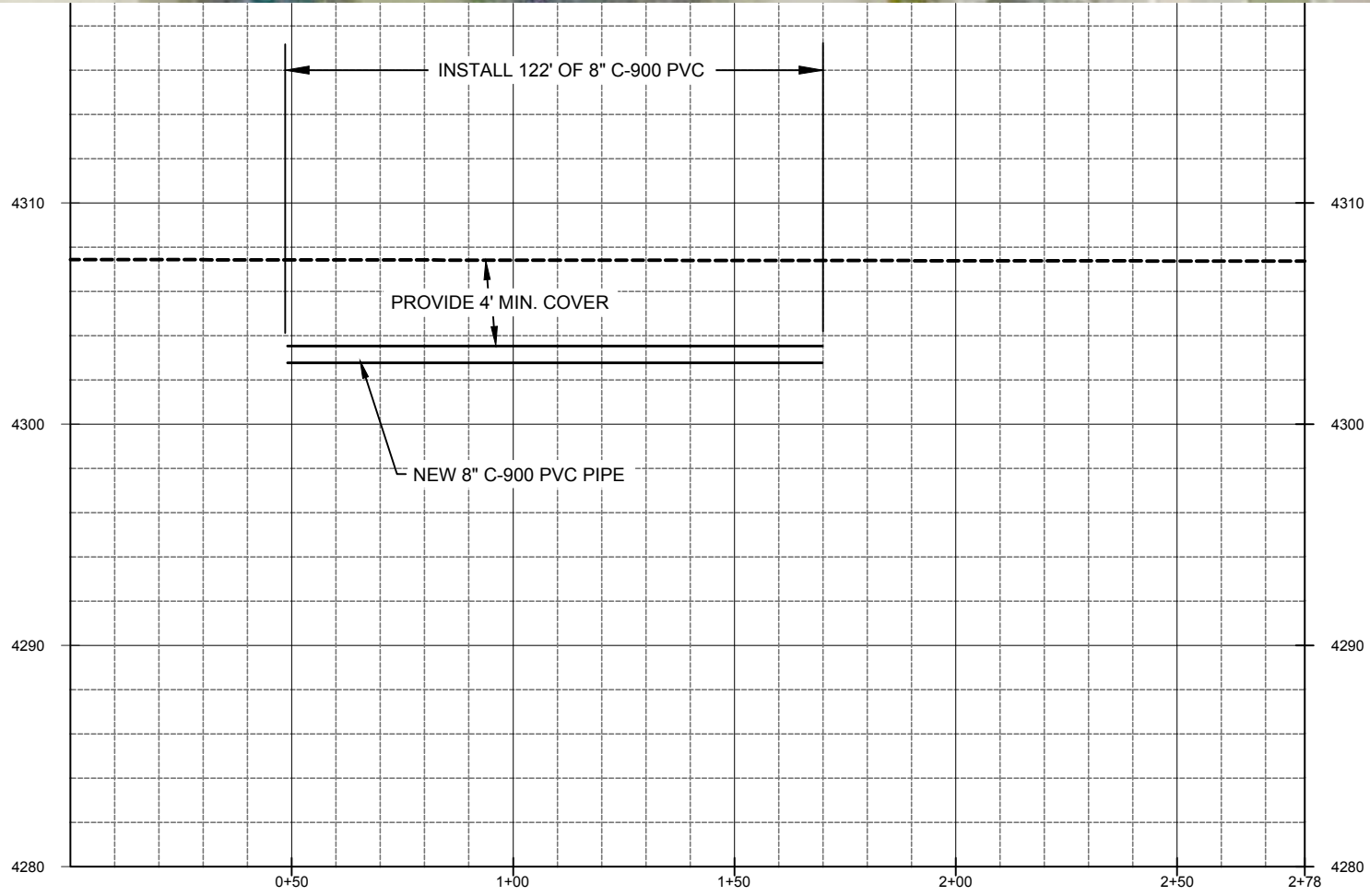
 Jordan Valley Water Conservancy District 8215 SOUTH 1300 WEST WEST JORDAN, UTAH 84088 PHONE (801) 565-4300	PIPELINE REPLACEMENTS 2017 WILLIS STREET
	PROJECT NUMBER 4035
	DRAWING NUMBER PP-15
	SHEET NUMBER 18 OF 69



164.09M
 I:\PIPELINE\DISTRIUTION SYSTEM\4035 2017 MURRAY PIPELINE REPLACEMENTS\2 ENGINEERING\DWG\4035 XREFS\4035 BASE NEW LAYERED.DWG



Scale: 1" = 40'



ZONE	REV.	DESCRIPTION	BY	DATE	APP.

DESIGN:	KEVIN RUBOW
DRAFTER:	TODD M PETERSON
PROJ. MGR:	KEVIN RUBOW
DATE:	3/1/17

LINE IS 1/4" INCH AT 11x17 SIZE SHEET

DESIGN: KEVIN RUBOW
 DRAFTER: TODD M PETERSON
 PROJ. MGR: KEVIN RUBOW
 DATE: 3/1/17

REGISTRATION ENGINEER
 01586692202
 TRAVIS PALL
 CHRISTENSEN
 STATE

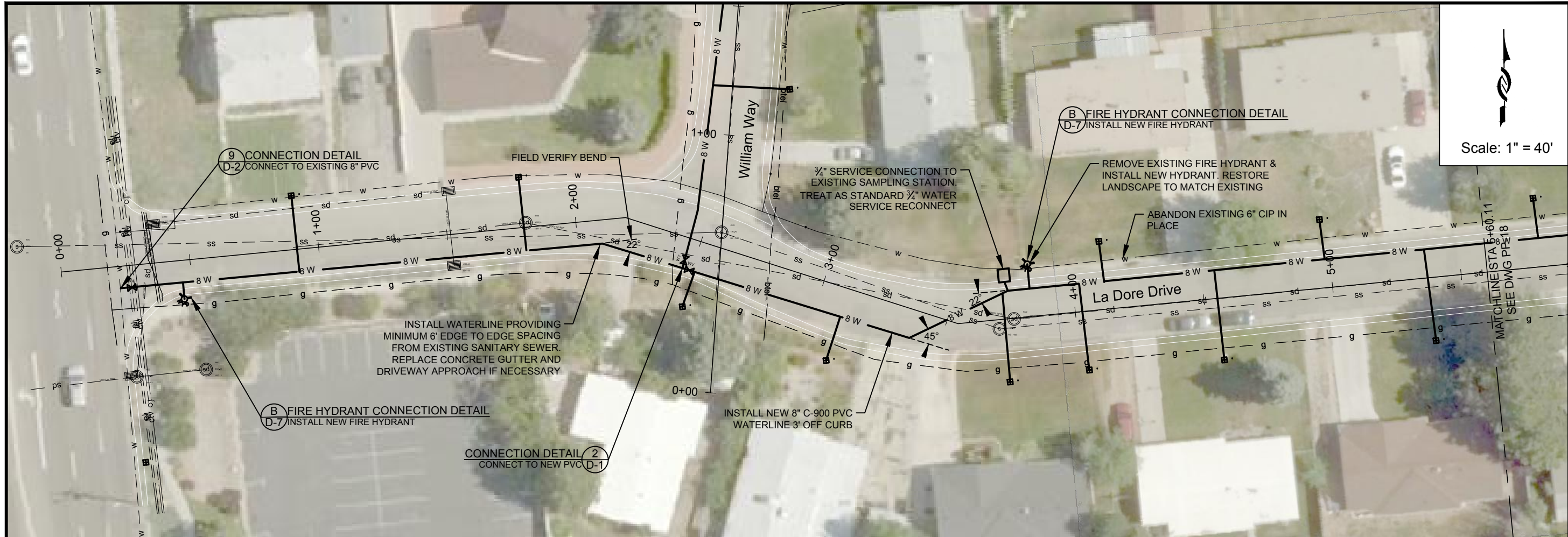
Jordan Valley Water Conservancy District
 8215 SOUTH 1300 WEST
 WEST JORDAN, UTAH 84088
 PHONE (801) 565-4300

PIPELINE REPLACEMENTS 2017
 785 EAST

PROJECT NUMBER
 4035


DRAWING NUMBER
 PP-16

SHEET NUMBER
 19 OF 69

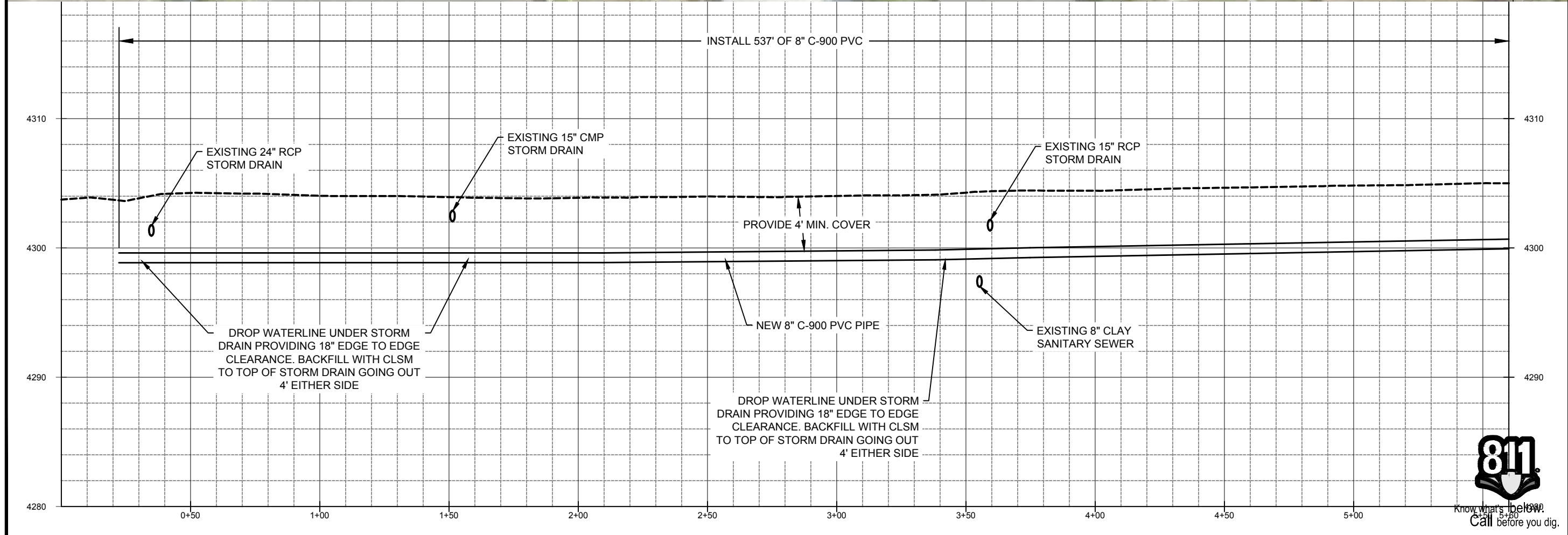


Scale: 1" = 40'

ZONE	REV.	DESCRIPTION	BY	DATE	APP.



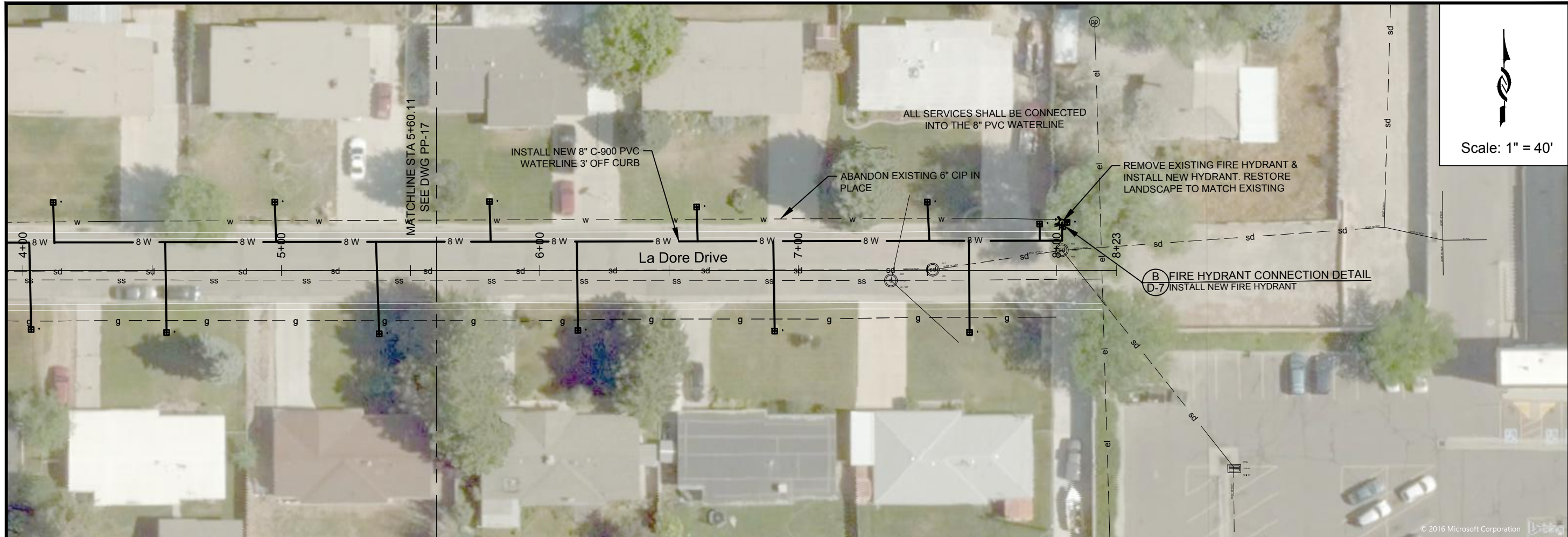
DESIGN:	KEVIN RUBOW
DRAFTER:	TODD M PETERSON
PROJ. MGR:	KEVIN RUBOW
DATE:	3/1/17



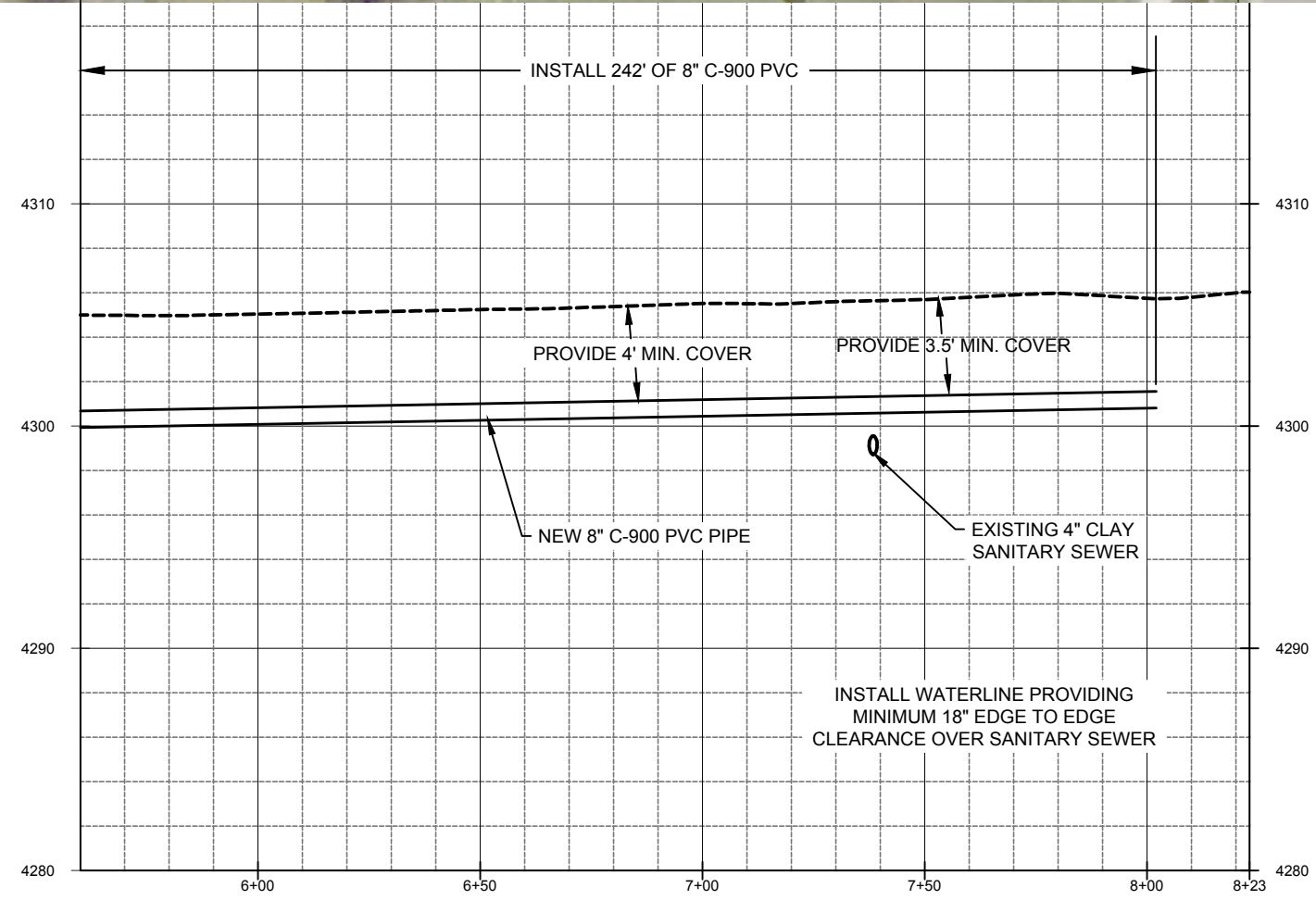
Jordan Valley Water Conservancy District
 8215 SOUTH 1300 WEST
 WEST JORDAN, UTAH 84088
 PHONE (801) 565-4300

PIPELINE REPLACEMENTS 2017	
LA DORE DRIVE -1	
PROJECT NUMBER	4035
DRAWING NUMBER	PP-17
SHEET NUMBER	20 OF 69





Scale: 1" = 40'



PROJECT NUMBER	4035
DRAWING NUMBER	PP-18
SHEET NUMBER	21 OF 69

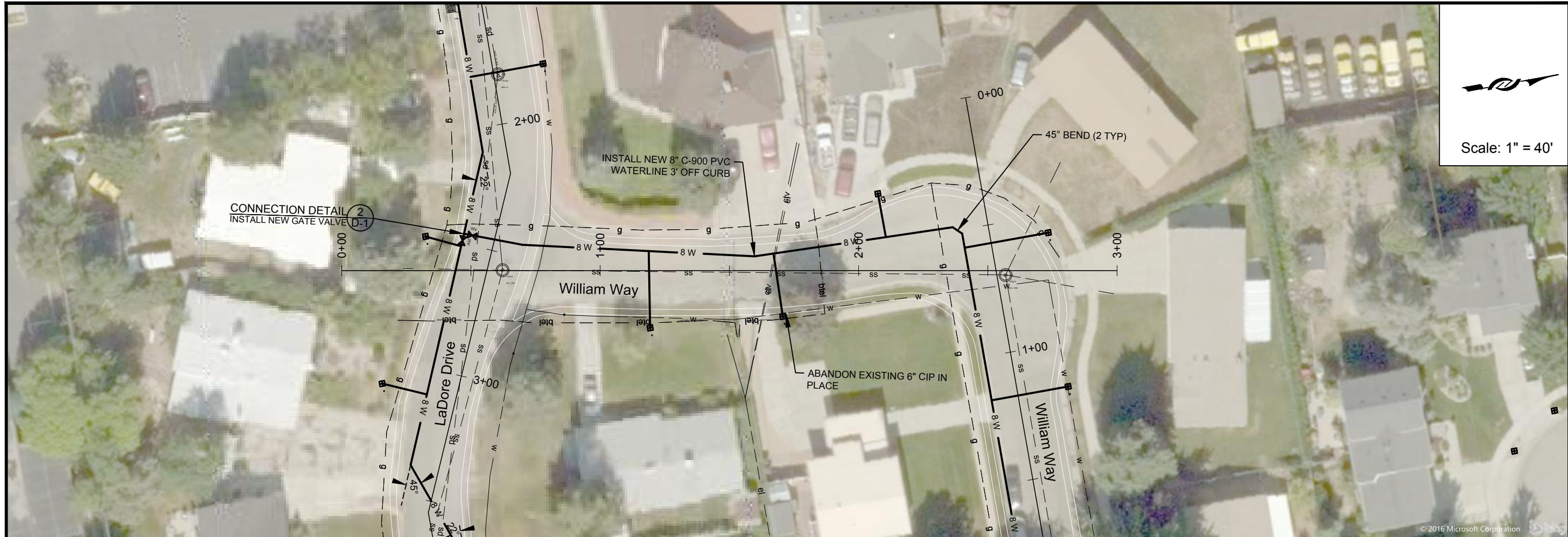
DESIGN:	KEVIN RUBOW
DRAFTER:	TODD M PETERSON
PROJ. MGR:	KEVIN RUBOW
DATE:	3/1/17

PIPELINE REPLACEMENTS 2017
LA DORE DRIVE -2

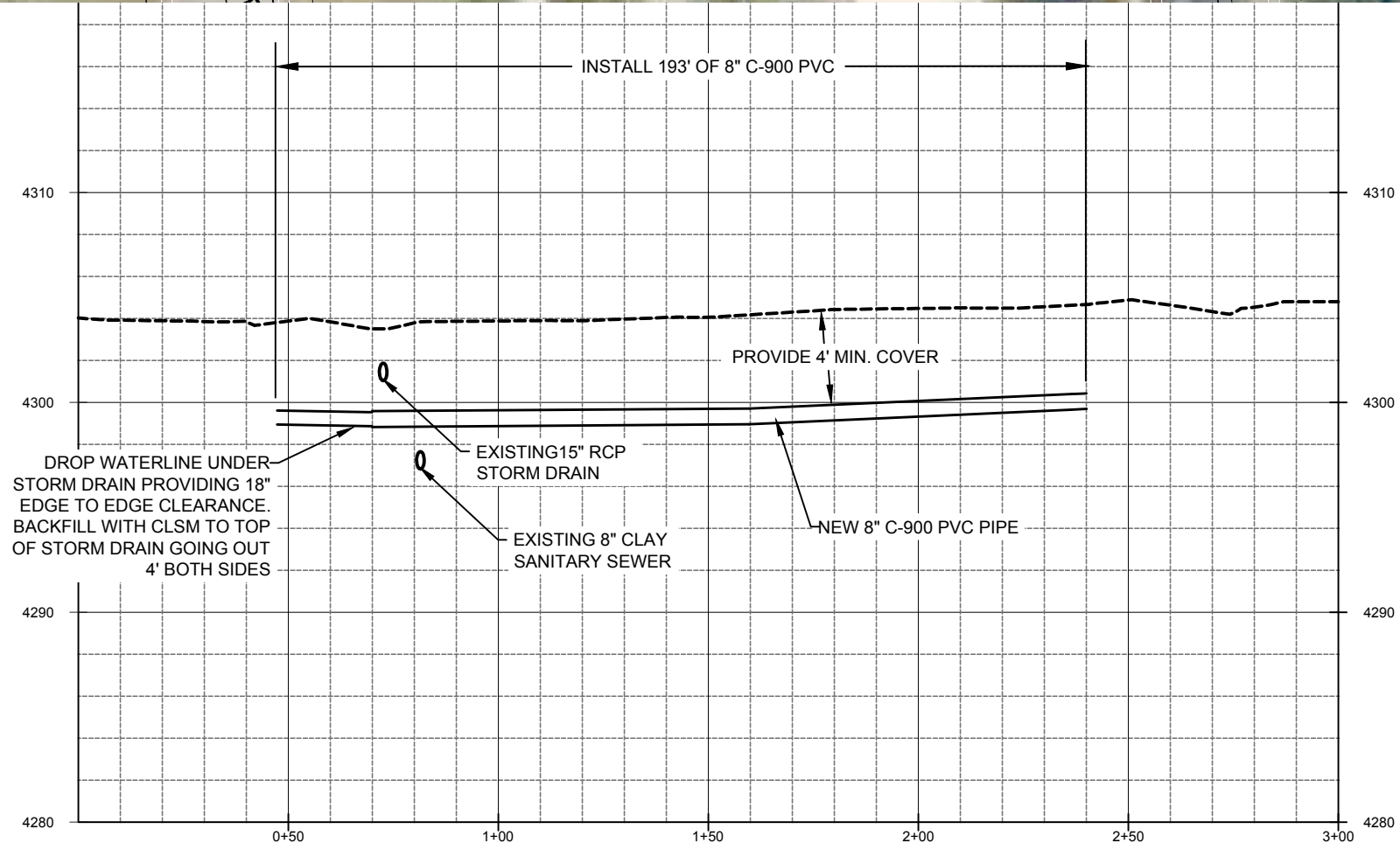
Jordan Valley Water
Conservancy District
8215 SOUTH 1300 WEST
WEST JORDAN, UTAH 84088
PHONE (801) 565-4300

REGISTRATION ENGINEER
015868992202
TRAVIS PALL
CHRISTENSEN
STATE

LINE IS 1/4 INCH
AT 11X17 SIZE SHEET



Scale: 1" = 40'



PROJECT NUMBER	4035
DRAWING NUMBER	PP-19
SHEET NUMBER	22 OF 69

PIPELINE REPLACEMENTS 2017
WILLIAM WAY -1

Jordan Valley Water Conservancy District
8215 SOUTH 1300 WEST
WEST JORDAN, UTAH 84088
PHONE (801) 565-4300

DESIGN: KEVIN RUBOW
DRAFTER: TODD M PETERSON
PROJ. MGR: KEVIN RUBOW
DATE: 3/1/17

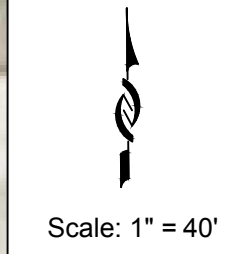
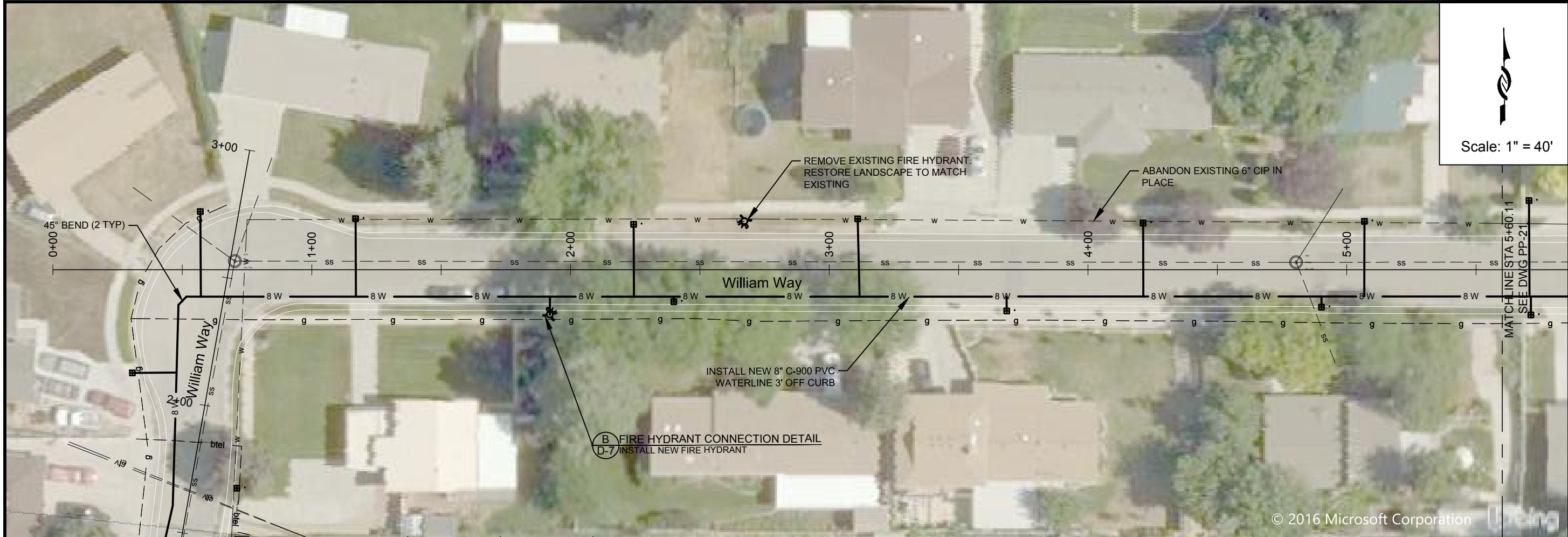
REGISTRATION ENGINEER
015886992202
TRAVIS PALL
CHRISTENSEN
STATE OF UTAH

LINE IS 1/8" INCH AT 11X17 SIZE SHEET


ZONE	REV.	DESCRIPTION	BY	DATE	APP.

© 2016 Microsoft Corporation

1:\PIPELINE\DISTRIUTION SYSTEM\4035 2017 MURRAY PIPELINE REPLACEMENTS\2 ENGINEERING\DWGS\4035 XREFS\4035 BASE NEW LAYERED.DWG 164.09M



ZONE	REV.	DESCRIPTION	BY	DATE	APP.



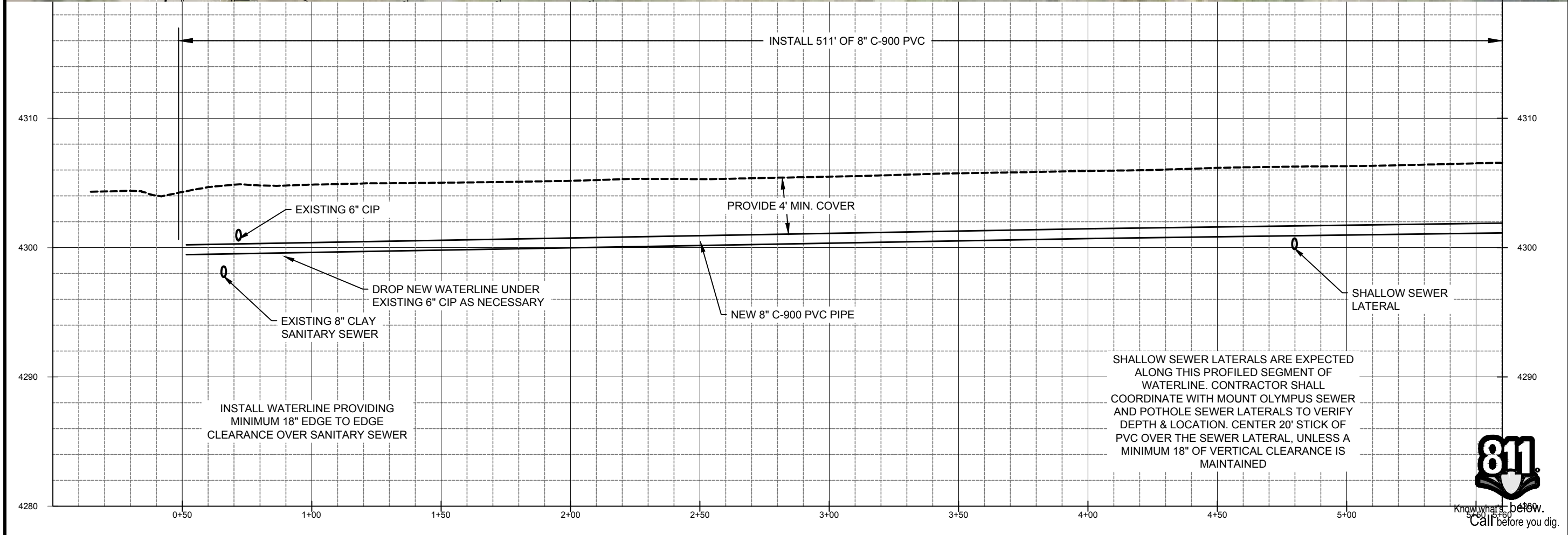
LINE IS 1/8" INCH
AT 11x17 SIZE SHEET

DESIGN:	KEVIN RUBOW
DRAFTER:	TODD M PETERSON
PROD. MGR:	KEVIN RUBOW
DATE:	3/2/17

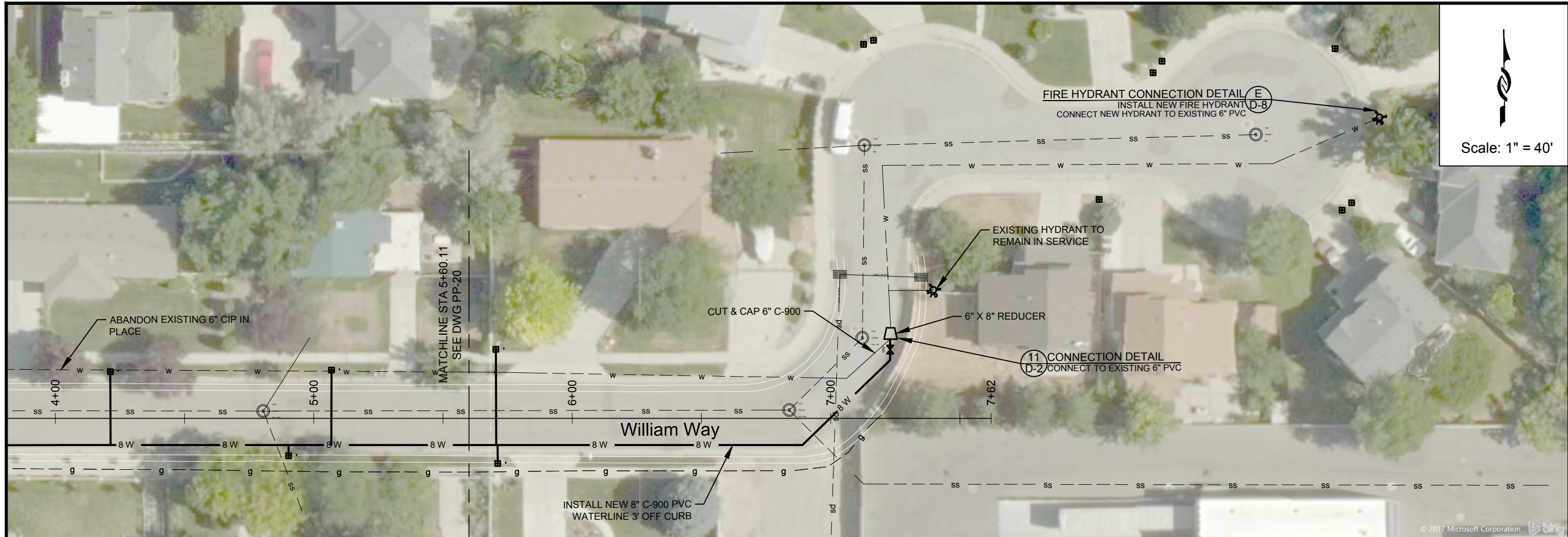
Jordan Valley Water
Conservancy District
8215 SOUTH 1300 WEST
WEST JORDAN, UTAH 84088
PHONE (801) 565-4300

PIPELINE REPLACEMENTS 2017
WILLIAM WAY -2

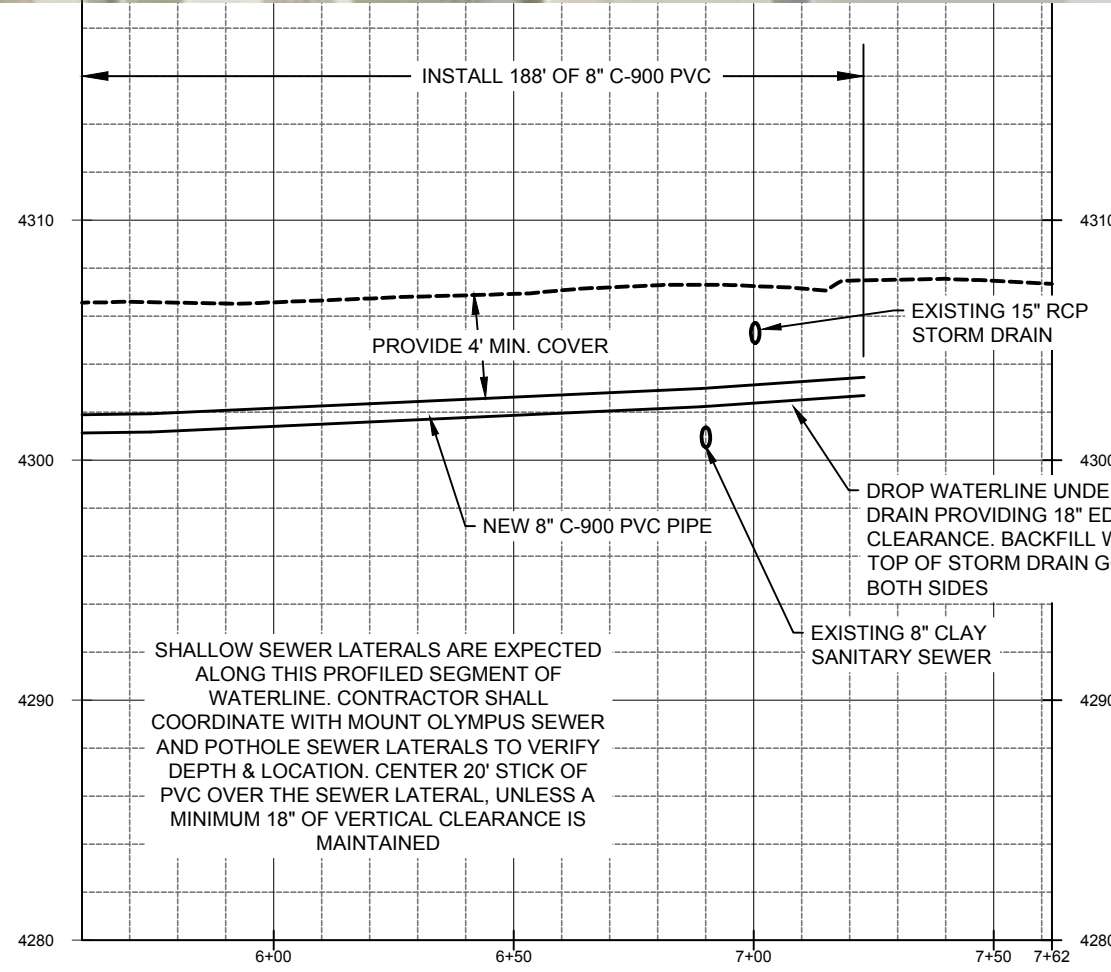
PROJECT NUMBER	4035
DRAWING NUMBER	PP-20
SHEET NUMBER	23 OF 69



1:\PIPELINE\DISTRIUTION SYSTEM\4035 2017 MURRAY PIPELINE REPLACEMENTS\2 ENGINEERING\DWGS\4035 XREFS\4035 BASE NEW LAYERED.DWG 168 82M



Scale: 1" = 40'



SHALLOW SEWER LATERALS ARE EXPECTED ALONG THIS PROFILED SEGMENT OF WATERLINE. CONTRACTOR SHALL COORDINATE WITH MOUNT OLYMPUS SEWER AND POTHOLE SEWER LATERALS TO VERIFY DEPTH & LOCATION. CENTER 20' STICK OF PVC OVER THE SEWER LATERAL, UNLESS A MINIMUM 18" OF VERTICAL CLEARANCE IS MAINTAINED



PROJECT NUMBER	4035
DRAWING NUMBER	PP-21
SHEET NUMBER	24 OF 69

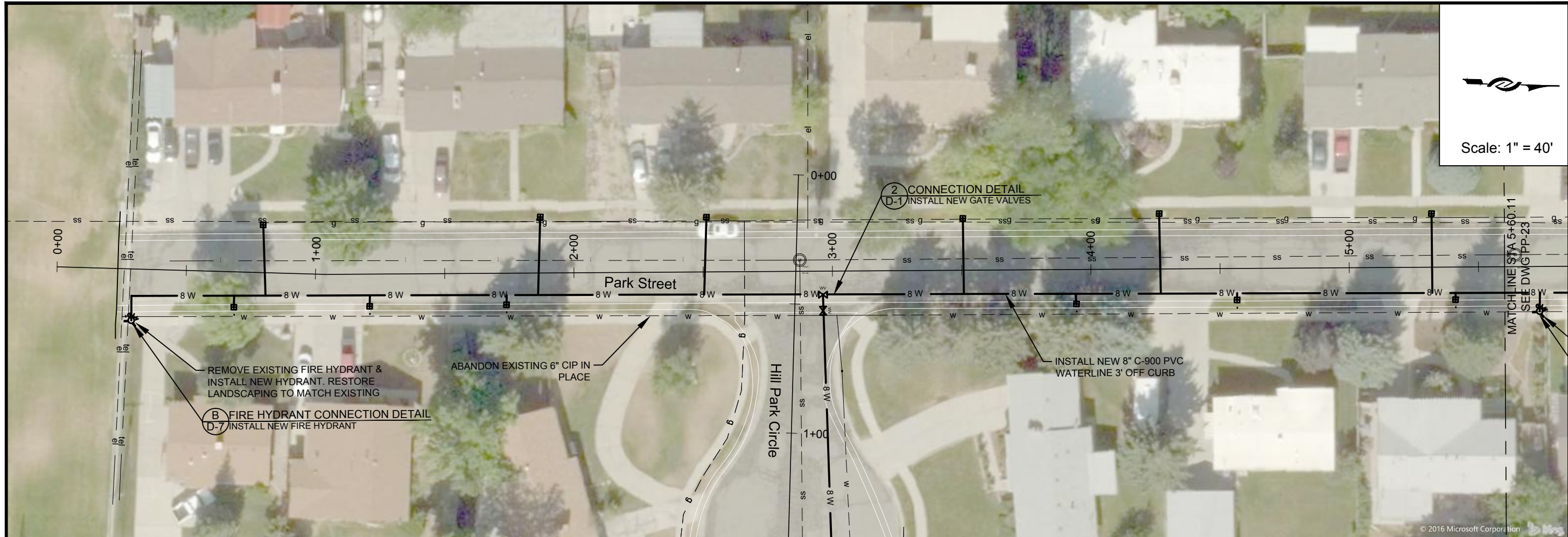
DESIGN:	KEVIN RUBOW
DRAFTER:	TODD M PETERSON
PROJ. MGR:	KEVIN RUBOW
DATE:	3/1/17

PIPELINE REPLACEMENTS 2017
WILLIAM WAY -3

Jordan Valley Water Conservancy District
8215 SOUTH 1300 WEST
WEST JORDAN, UTAH 84088
PHONE (801) 565-4300

REGISTRATION ENGINEER
01588692202
TRAVIS PALL
CHRISTENSEN
STATE OF UTAH

LINE IS 1/8" INCH AT 11X17 SIZE SHEET



Scale: 1" = 40'

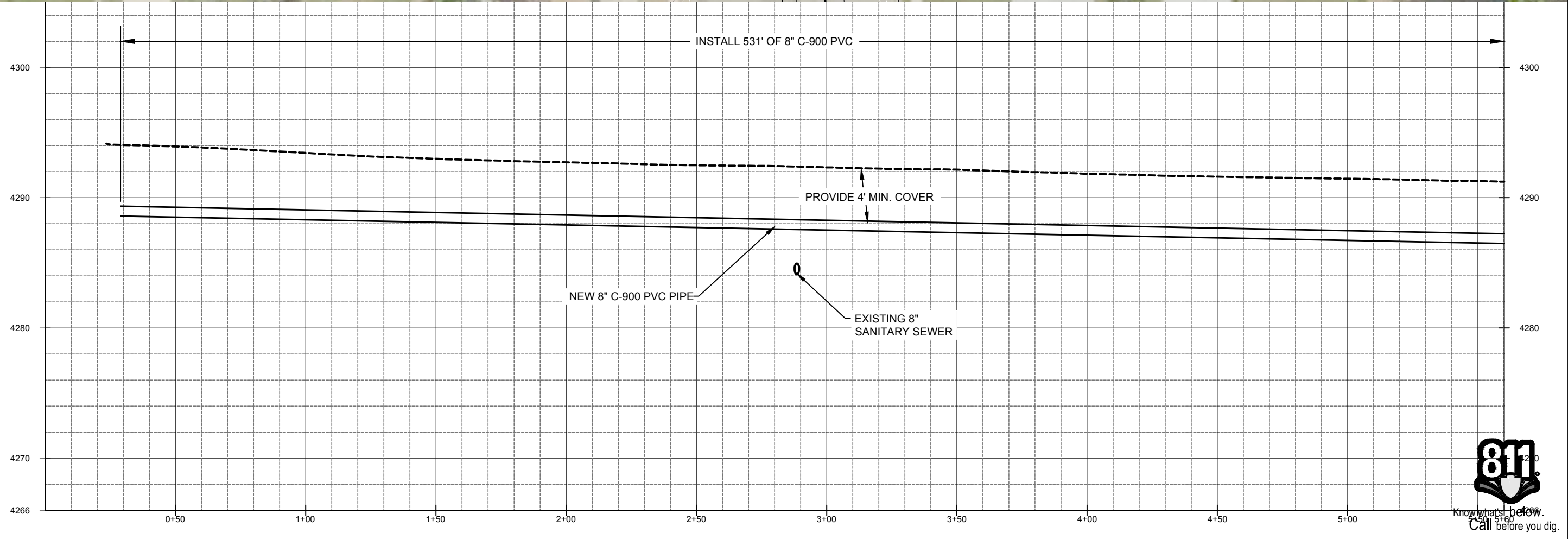
REMOVE EXISTING FIRE HYDRANT & INSTALL NEW HYDRANT. RESTORE LANDSCAPING TO MATCH EXISTING
B FIRE HYDRANT CONNECTION DETAIL
 D-7 INSTALL NEW FIRE HYDRANT

ABANDON EXISTING 6" CIP IN PLACE

2 CONNECTION DETAIL
 D-1 INSTALL NEW GATE VALVES

INSTALL NEW 8" C-900 PVC WATERLINE 3' OFF CURB

MATCH LINE STA 5+60.11
 SEE DWG PP-23



INSTALL 531' OF 8" C-900 PVC

PROVIDE 4' MIN. COVER

NEW 8" C-900 PVC PIPE

EXISTING 8" SANITARY SEWER



ZONE	REV.	DESCRIPTION	BY	DATE	APP

DESIGN:	KEVIN RUBOW
DRAFTER:	TODD M PETERSON
PROJ. MGR:	KEVIN RUBOW
DATE:	3/1/17

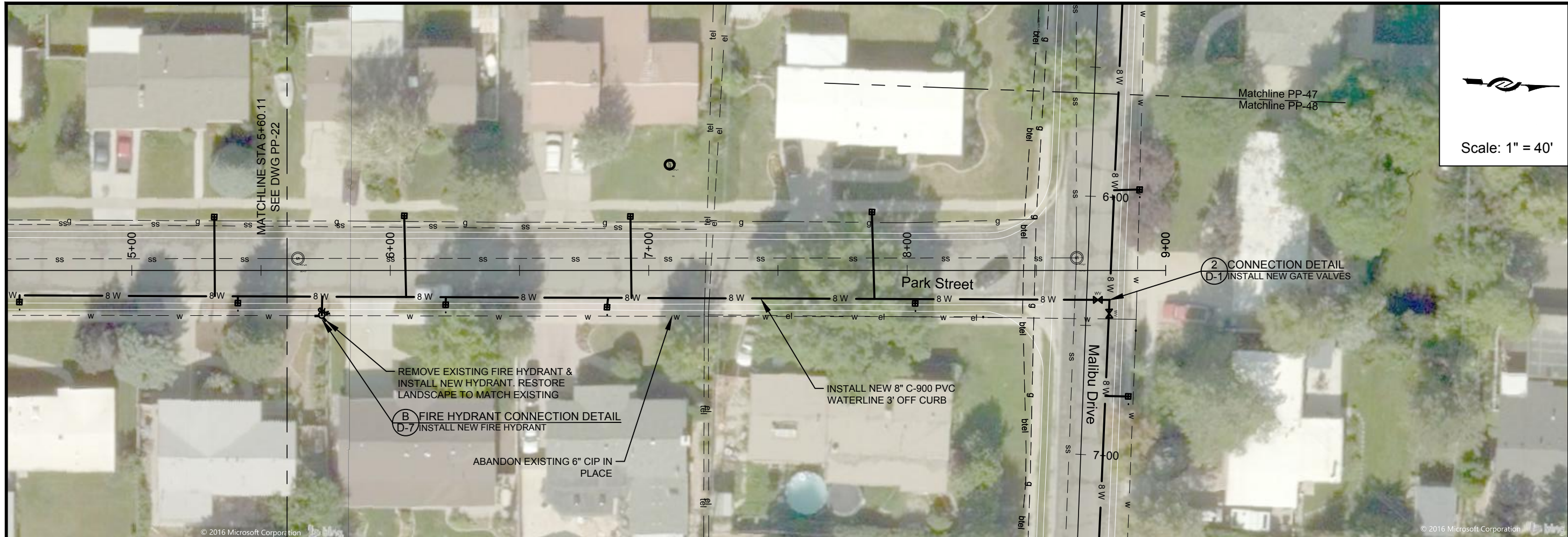
LINE IS 1/8" INCH AT 11X17 SIZE SHEET

PROFESSIONAL ENGINEER
 REGISTRATION NUMBER: 01568692202
 TRAVIS PALL
 CHRISTENSEN
 STATE: UTAH

Jordan Valley Water Conservancy District
 8215 SOUTH 1300 WEST
 WEST JORDAN, UTAH 84088
 PHONE (801) 565-4300

PIPELINE REPLACEMENTS 2017
 PARK STREET -1

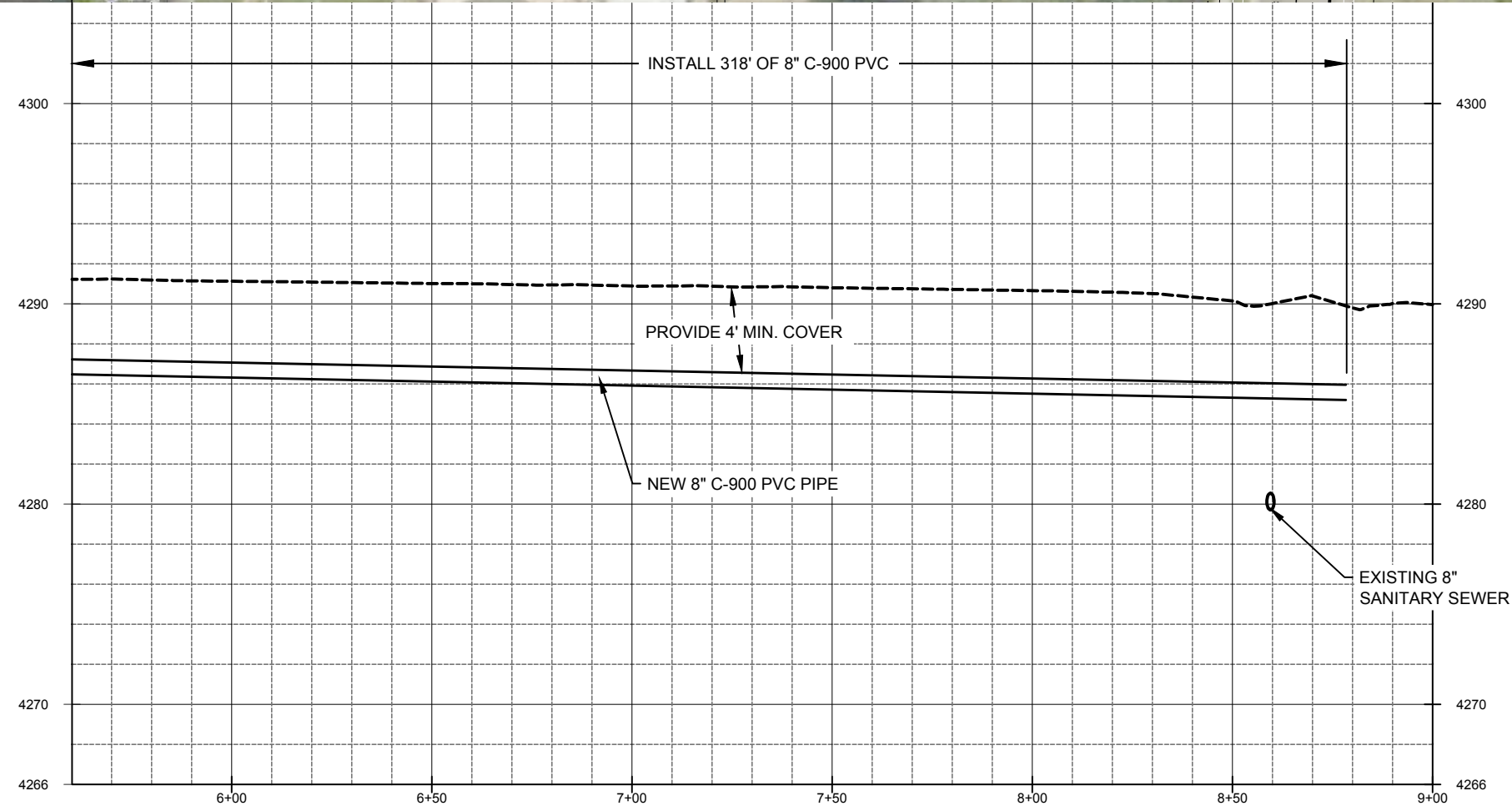
PROJECT NUMBER	4035
DRAWING NUMBER	PP-22
SHEET NUMBER	25 OF 69



Scale: 1" = 40'

© 2016 Microsoft Corporation

© 2016 Microsoft Corporation



Know what's below.
Call before you dig.

PROJECT NUMBER 4035	DATE
DRAWING NUMBER PP-23	BY
SHEET NUMBER 26 OF 69	DESCRIPTION

PIPELINE REPLACEMENTS 2017
PARK STREET -2

DESIGN: KEVIN RUBOW
DRAFTER: TODD M PETERSON
PROJ. MGR: KEVIN RUBOW
DATE: 3/1/17

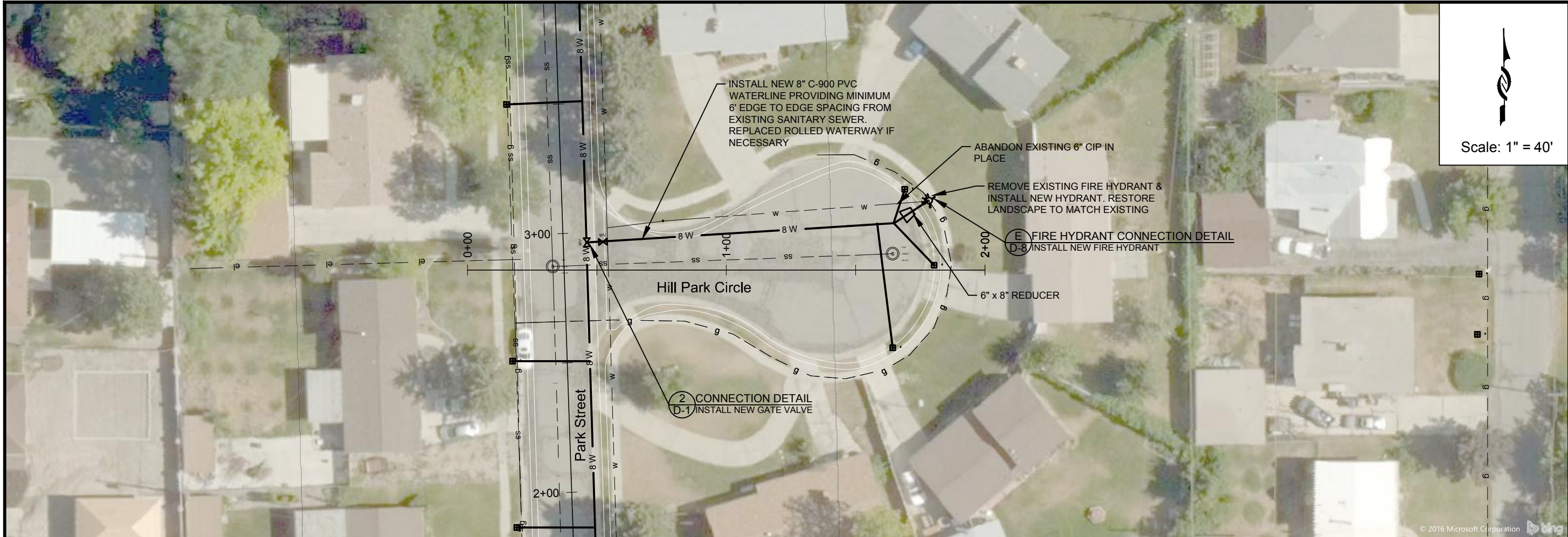
REGISTRATION ENGINEER
01586992202
TRAVIS PALL
CHRISTENSEN
STATE

Jordan Valley Water
Conservancy District
8215 SOUTH 1300 WEST
WEST JORDAN, UTAH 84088
PHONE (801) 565-4300

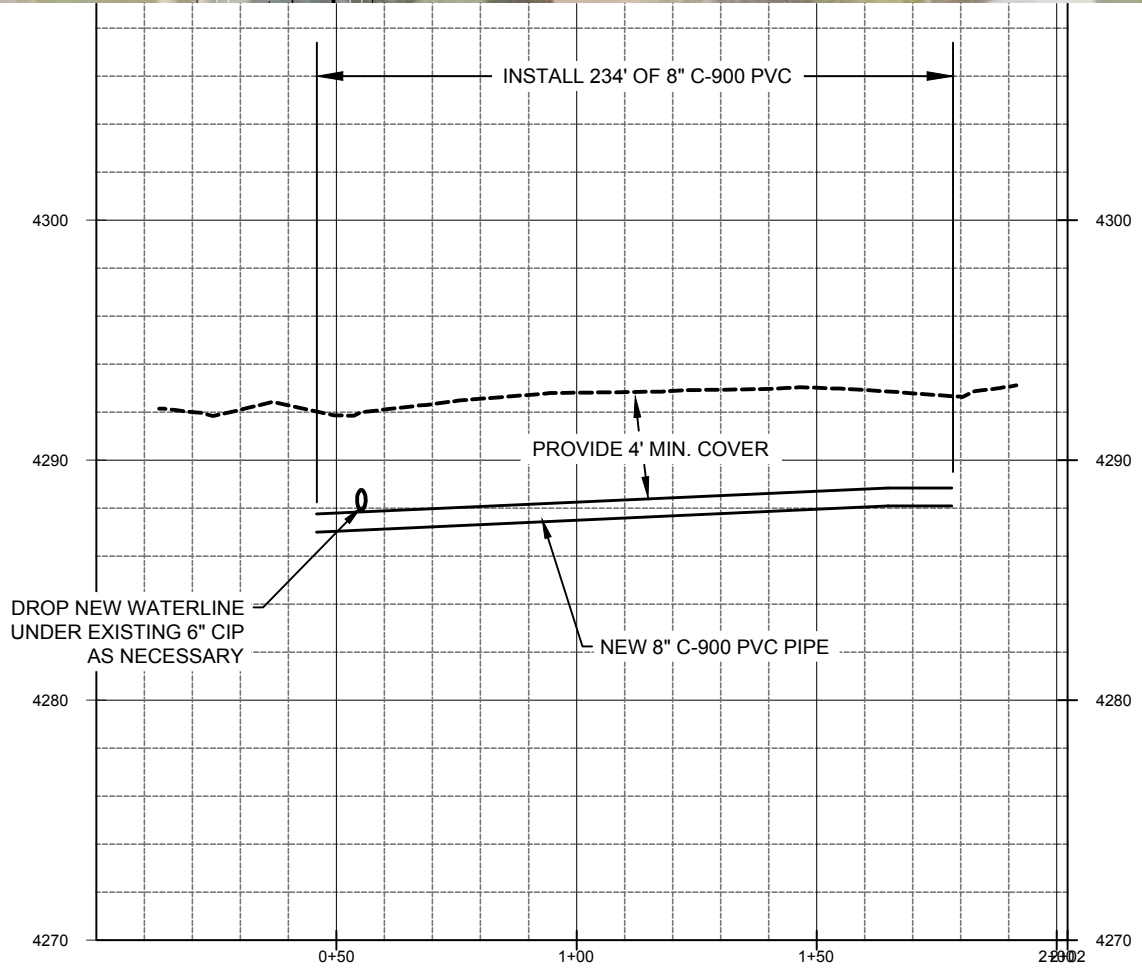
LINE IS 1/8" INCH
AT 1/4" = 1' SCALE

1:\PIPELINE\DISTRIUTION SYSTEM\4035 2017 MURRAY PIPELINE REPLACEMENTS\2 ENGINEERING\DWGS\4035 XREFS\4035 BASE NEW LAYERED.DWG

164.09M



Scale: 1" = 40'



PROJECT NUMBER	4035
DRAWING NUMBER	PP-24
SHEET NUMBER	27 OF 69

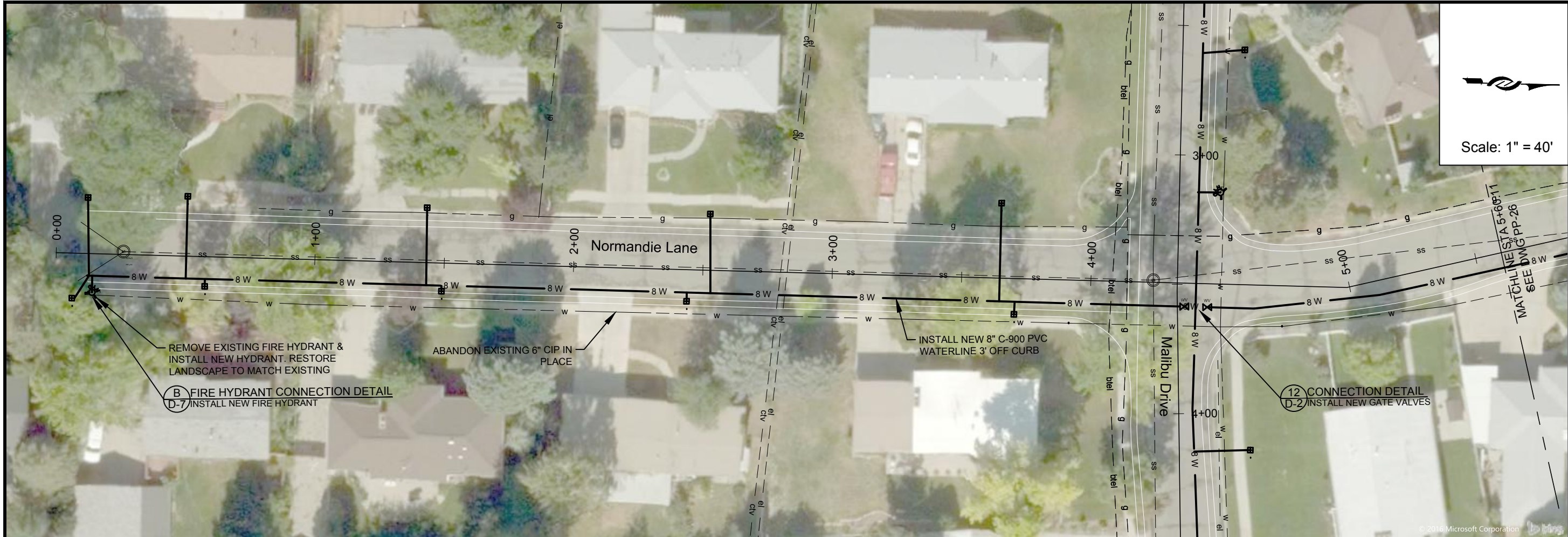
DESIGN:	KEVIN RUBOW
DRAFTER:	TODD M PETERSON
PROJ. MGR:	KEVIN RUBOW
DATE:	3/1/17

PIPELINE REPLACEMENTS 2017
HILL PARK CIRCLE

Jordan Valley Water Conservancy District
8215 SOUTH 1300 WEST
WEST JORDAN, UTAH 84088
PHONE (801) 565-4300

REGISTRATION ENGINEER
01586692202
TRAVIS PALL
CHRISTENSEN
STATE OF UTAH

LINE IS 1/8" INCH AT 11X17 SIZE SHEET




Scale: 1" = 40'

B FIRE HYDRANT CONNECTION DETAIL
D-7 INSTALL NEW FIRE HYDRANT

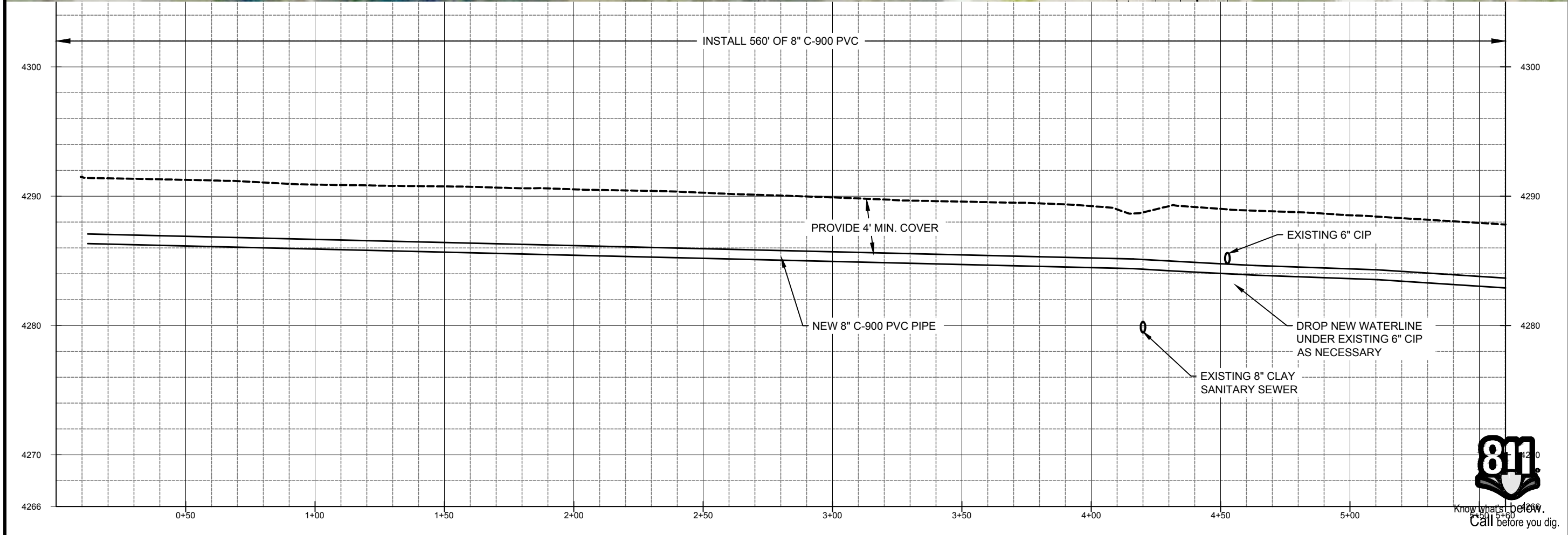
12 CONNECTION DETAIL
D-2 INSTALL NEW GATE VALVES

MATCHLINE STA 5+60.11
SEE DWG # PP-26

ZONE	REV.	DESCRIPTION	BY	DATE	APP.



DESIGN: KEVIN RUBOW
 DRAFTER: TODD M PETERSON
 PROJ. MGR: KEVIN RUBOW
 DATE: 3/1/17



INSTALL 560' OF 8" C-900 PVC

PROVIDE 4' MIN. COVER

EXISTING 6" CIP

NEW 8" C-900 PVC PIPE

DROP NEW WATERLINE UNDER EXISTING 6" CIP AS NECESSARY

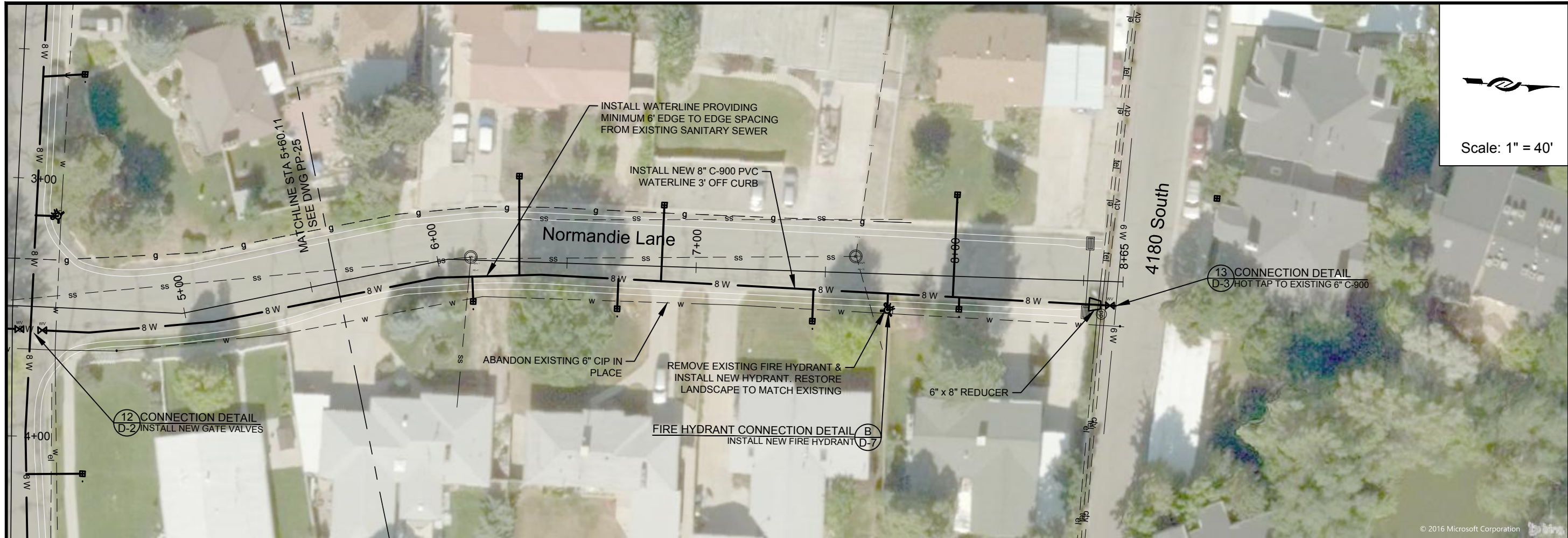
EXISTING 8" CLAY SANITARY SEWER



Jordan Valley Water Conservancy District
 8215 SOUTH 1800 WEST
 WEST JORDAN, UTAH 84088
 PHONE (801) 565-4300


PIPELINE REPLACEMENTS 2017
 NORMANDIE LANE -1

PROJECT NUMBER: 4035
 DRAWING NUMBER: PP-25
 SHEET NUMBER: 28 OF 69



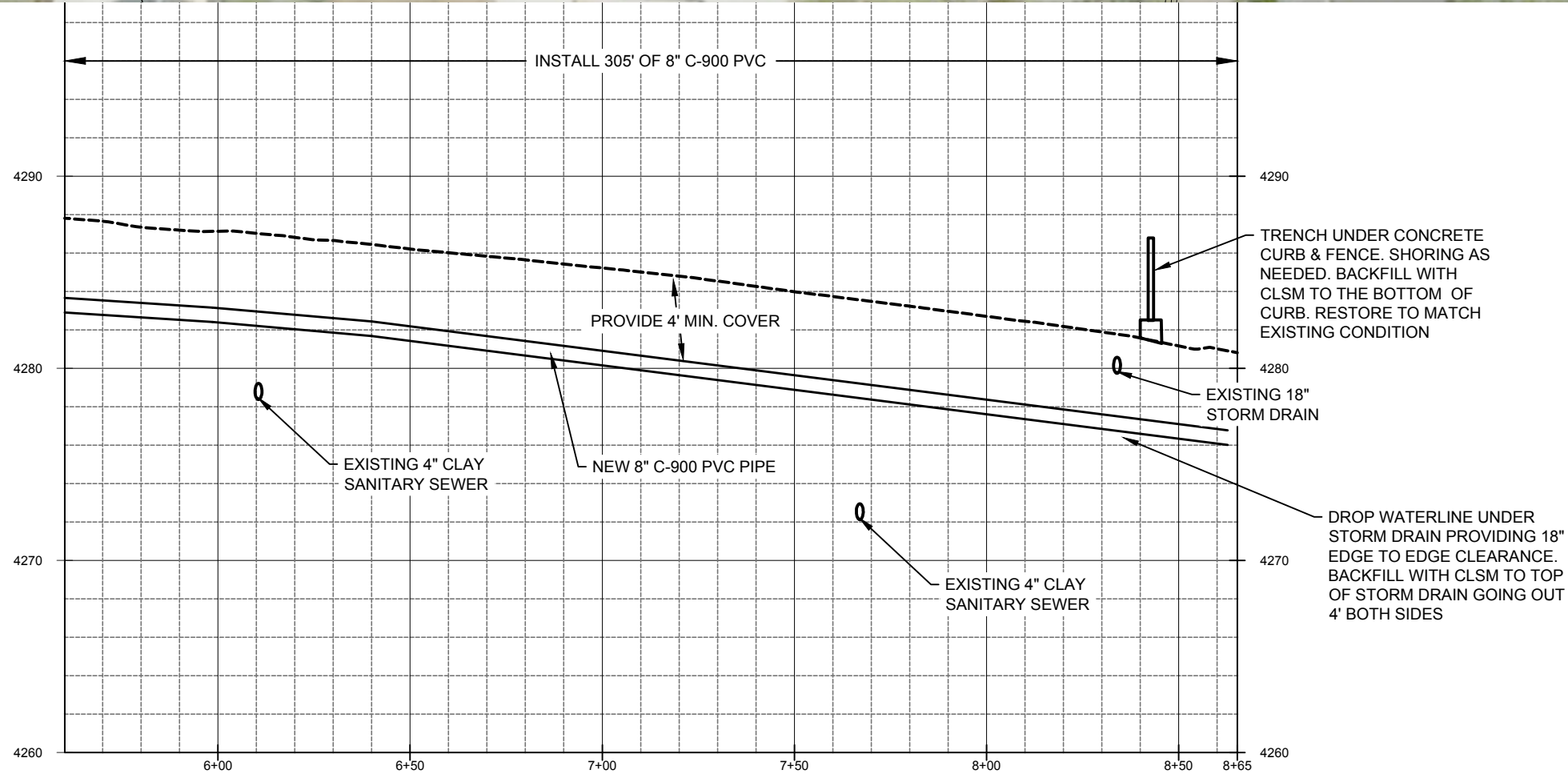
Scale: 1" = 40'

ZONE	REV.	DESCRIPTION	BY	DATE	APP.



DESIGN:	KEVIN RUBOW
DRAFTER:	TODD M PETERSON
PROJ. MGR:	KEVIN RUBOW
DATE:	3/1/17

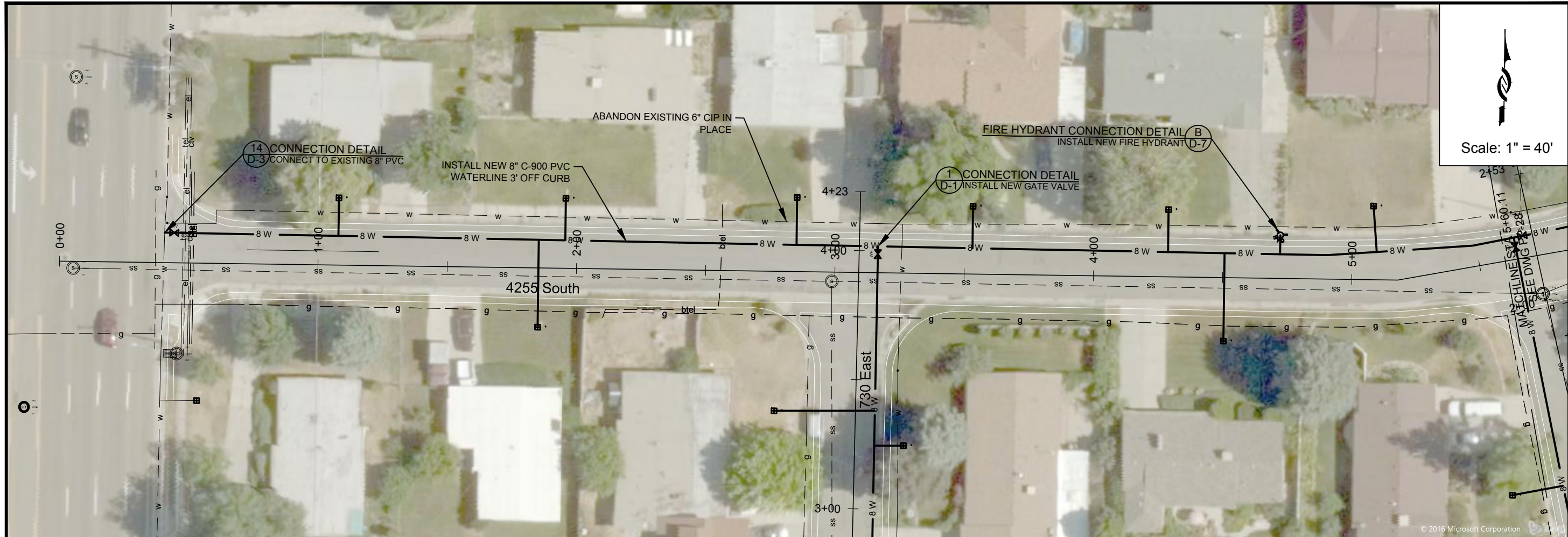
Jordan Valley Water
 Conservancy District
 8215 SOUTH 1300 WEST
 WEST JORDAN, UTAH 84088
 PHONE (801) 565-4300



PIPELINE REPLACEMENTS 2017
 NORMANDIE LANE -2

PROJECT NUMBER	4035
DRAWING NUMBER	PP-26
SHEET NUMBER	29 OF 69

1:\PIPELINE\DISTRIUTION SYSTEM\4035 2017 MURRAY PIPELINE REPLACEMENTS\2 ENGINEERING\DWGS\4035 XREFS\4035 BASE NEW LAYERED.DWG 163.99M



Scale: 1" = 40'

ZONE PREV.	DESCRIPTION	BY	DATE	APP.

DESIGN: KEVIN RUBOW
 DRAFTER: TODD M PETERSON
 PROJ. MGR: KEVIN RUBOW
 DATE: 3/1/17

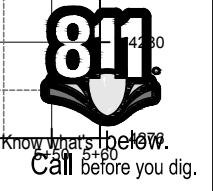
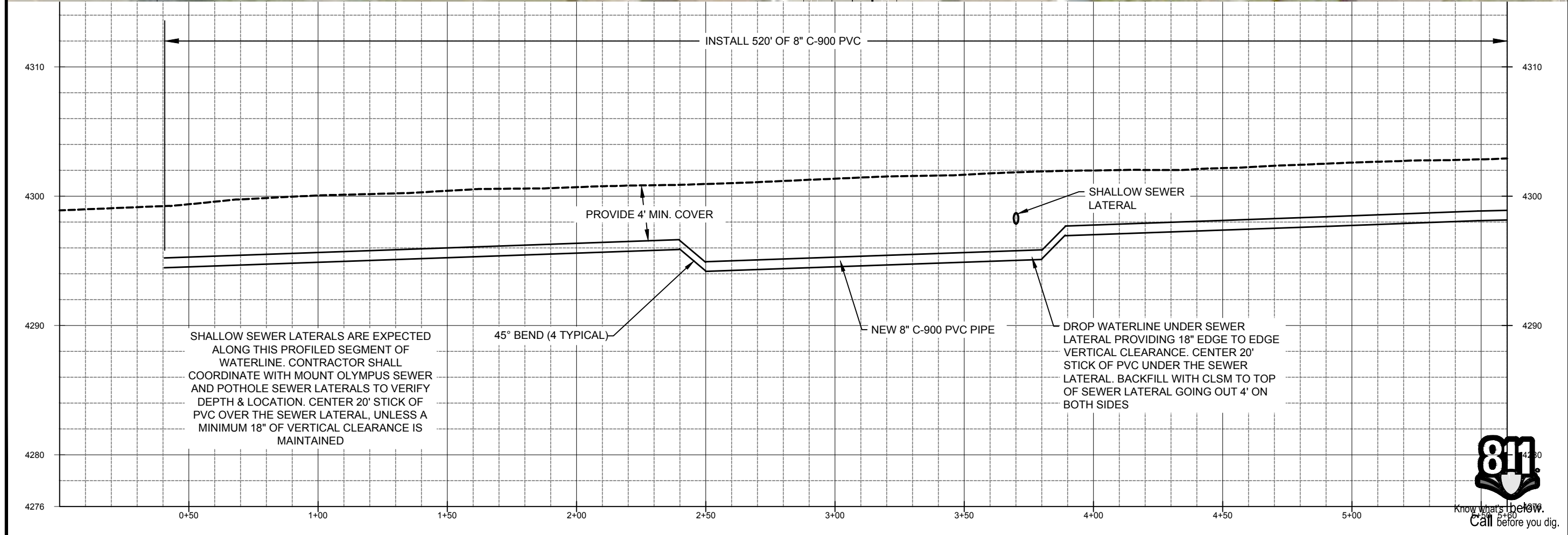
Jordan Valley Water
 Conservancy District
 8215 SOUTH 1300 WEST
 WEST JORDAN, UTAH 84088
 PHONE (801) 565-4300

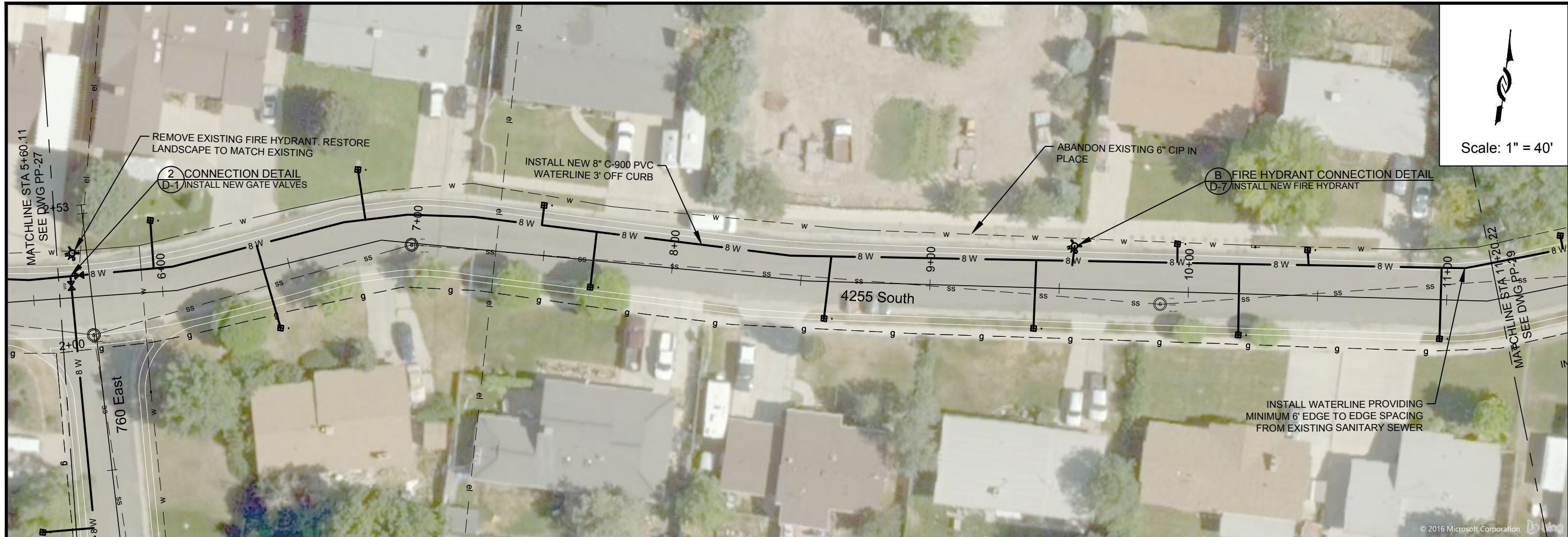
PIPELINE REPLACEMENTS 2017
 4255 SOUTH -1

PROJECT NUMBER
 4035

DRAWING NUMBER
PP-27


SHEET NUMBER
 30 OF 69





Scale: 1" = 40'

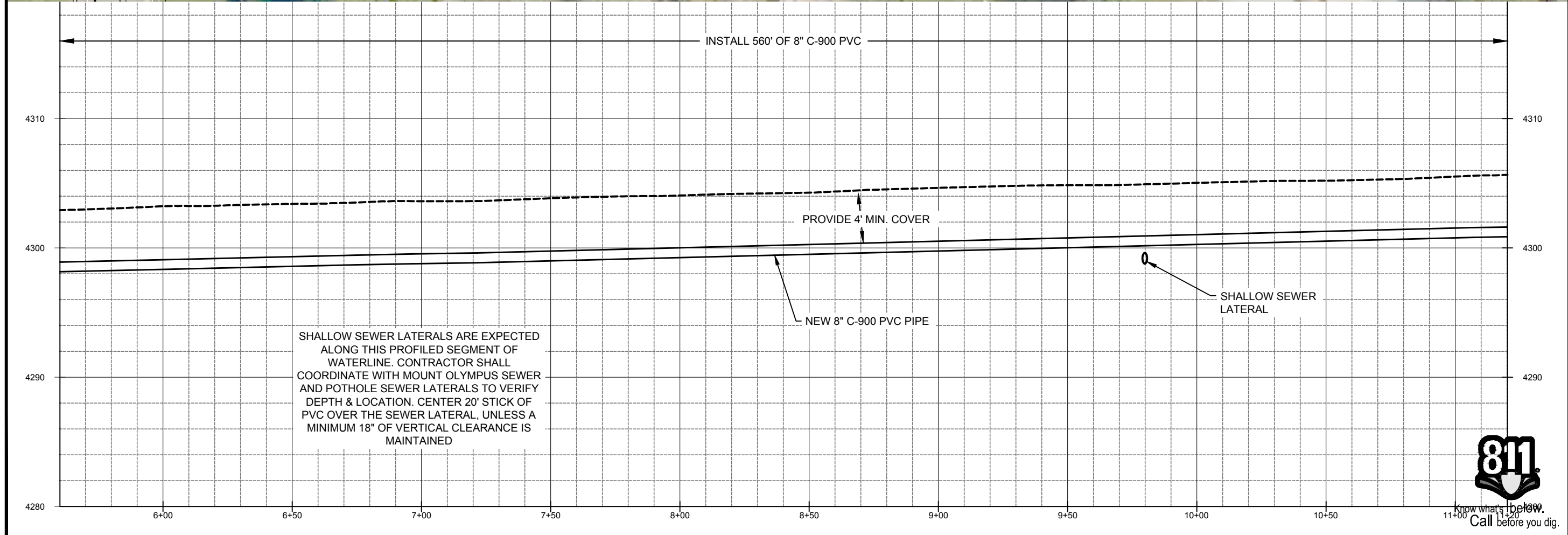
ZONE	REV.	DESCRIPTION	BY	DATE	APP.



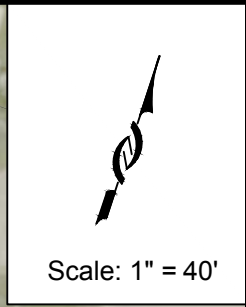
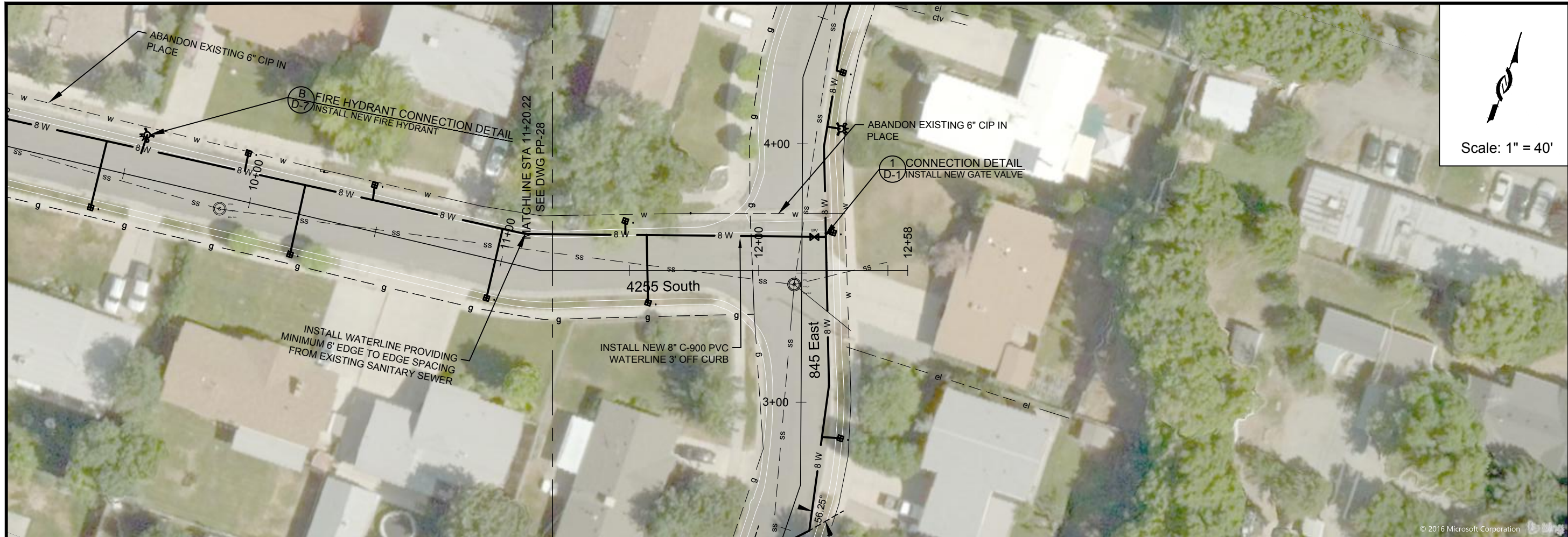
DESIGN: KEVIN RUBOW
 DRAFTER: TODD M PETERSON
 PROJ. MGR: KEVIN RUBOW
 DATE: 3/1/17

Jordan Valley Water Conservancy District
 8215 SOUTH 1300 WEST
 WEST JORDAN, UTAH 84088
 PHONE (801) 565-4300


PIPELINE REPLACEMENTS 2017
 4255 SOUTH -2
 PROJECT NUMBER 4035
 DRAWING NUMBER PP-28
 SHEET NUMBER 31 OF 69



1:\PIPELINE\DISTRIUTION SYSTEM\4035 2017 MURRAY PIPELINE REPLACEMENTS\2 ENGINEERING\DWGS\4035 XREFS\4035 BASE NEW LAYERED.DWG 163.99M



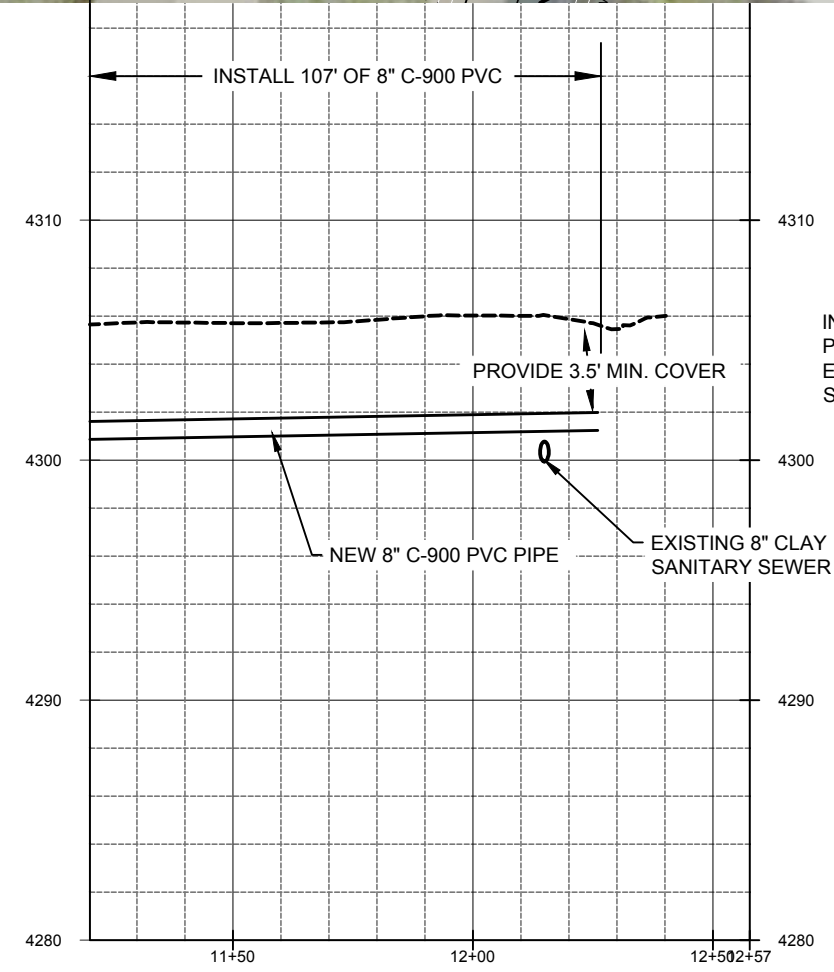
ZONE	REV.	DESCRIPTION	BY	DATE	APP.

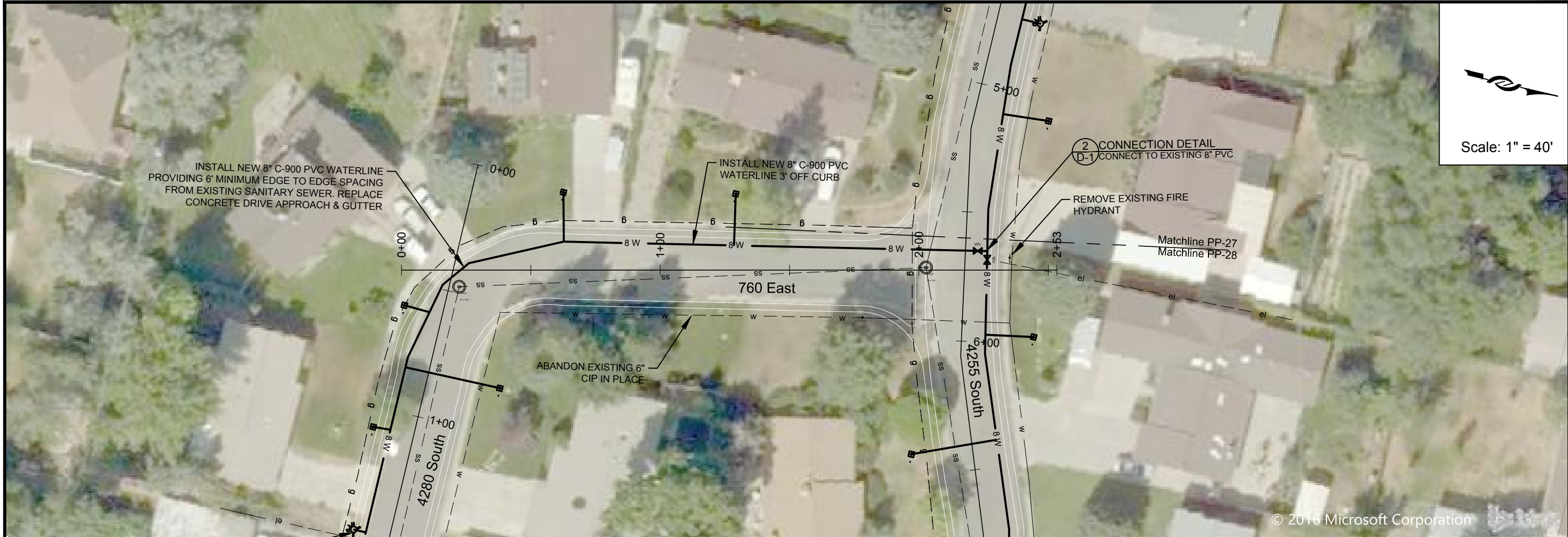


DESIGN: KEVIN RUBOW
 DRAFTER: TODD M PETERSON
 PROJ. MGR: KEVIN RUBOW
 DATE: 3/1/17

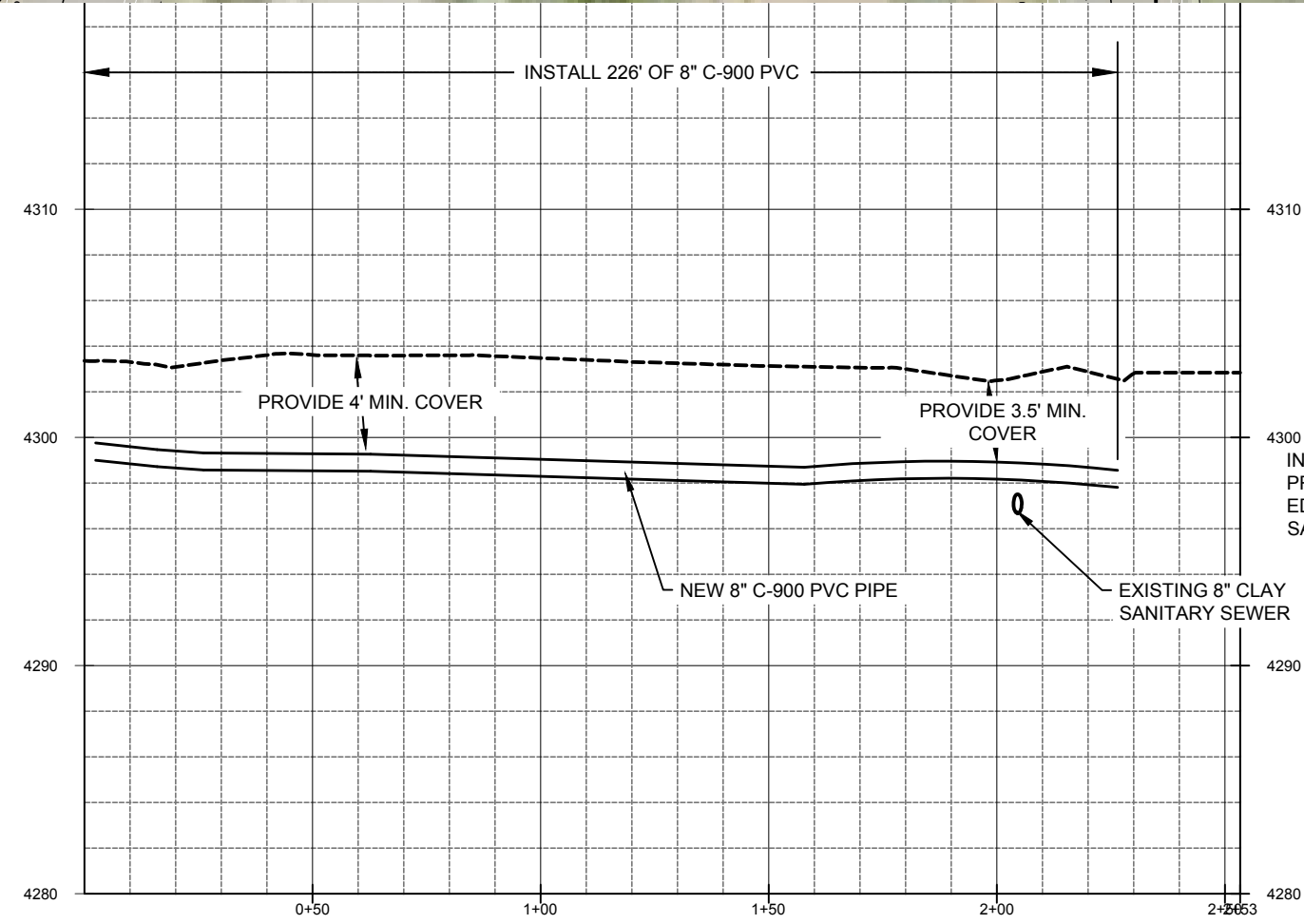
Jordan Valley Water
 Conservancy District
 8215 SOUTH 1300 WEST
 WEST JORDAN, UTAH 84088
 PHONE (801) 565-4300

PIPELINE REPLACEMENTS 2017
 4255 SOUTH -3
 PROJECT NUMBER: 4035
 DRAWING NUMBER: PP-29
 SHEET NUMBER: 32 OF 69






Scale: 1" = 40'



Know what's below.
Call before you dig.

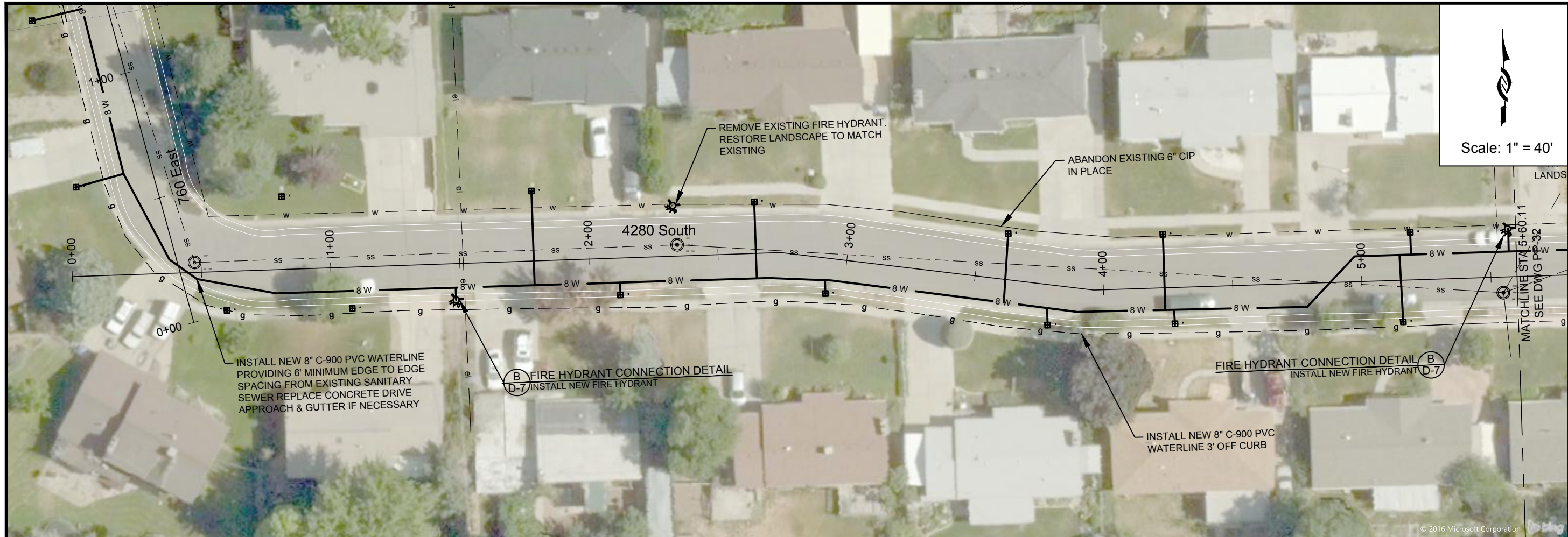
ZONE	REV.	DESCRIPTION	BY	DATE	APP.



DESIGN:	KEVIN RUBOW
DRAFTER:	TODD M PETERSON
PROJ. MGR:	KEVIN RUBOW
DATE:	3/1/17

Jordan Valley Water
Conservancy District
8915 SOUTH 1300 WEST
WEST JORDAN, UTAH 84088
PHONE (801) 565-4300

PIPELINE REPLACEMENTS 2017	
760 EAST	
PROJECT NUMBER	4035
DRAWING NUMBER	PP-30
SHEET NUMBER	33 OF 69



Scale: 1" = 40'

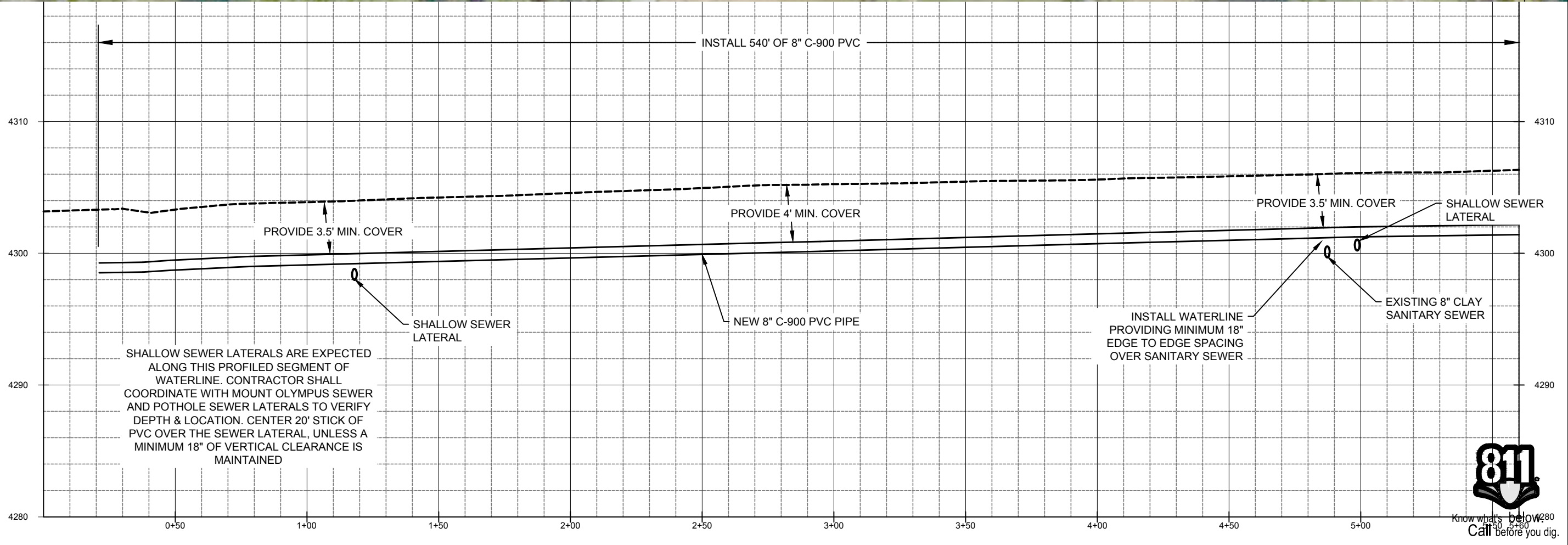
INSTALL NEW 8" C-900 PVC WATERLINE PROVIDING 6' MINIMUM EDGE TO EDGE SPACING FROM EXISTING SANITARY SEWER REPLACE CONCRETE DRIVE APPROACH & GUTTER IF NECESSARY

B FIRE HYDRANT CONNECTION DETAIL
D-7 INSTALL NEW FIRE HYDRANT

INSTALL NEW 8" C-900 PVC WATERLINE 3' OFF CURB

FIRE HYDRANT CONNECTION DETAIL **B**
INSTALL NEW FIRE HYDRANT **D-7**

INSTALL 540' OF 8" C-900 PVC



SHALLOW SEWER LATERALS ARE EXPECTED ALONG THIS PROFILED SEGMENT OF WATERLINE. CONTRACTOR SHALL COORDINATE WITH MOUNT OLYMPUS SEWER AND POTHOLE SEWER LATERALS TO VERIFY DEPTH & LOCATION. CENTER 20' STICK OF PVC OVER THE SEWER LATERAL, UNLESS A MINIMUM 18" OF VERTICAL CLEARANCE IS MAINTAINED

PROVIDE 3.5' MIN. COVER

PROVIDE 4' MIN. COVER

PROVIDE 3.5' MIN. COVER

SHALLOW SEWER LATERAL

NEW 8" C-900 PVC PIPE

INSTALL WATERLINE PROVIDING MINIMUM 18" EDGE TO EDGE SPACING OVER SANITARY SEWER

EXISTING 8" CLAY SANITARY SEWER



PROJECT NUMBER	4035
DRAWING NUMBER	PP-31
SHEET NUMBER	34 OF 69

PIPELINE REPLACEMENTS 2017
4280 SOUTH -1

DESIGN: KEVIN RUBOW
DRAFTER: TODD M PETERSON
PROJ. MGR: KEVIN RUBOW
DATE: 3/1/17

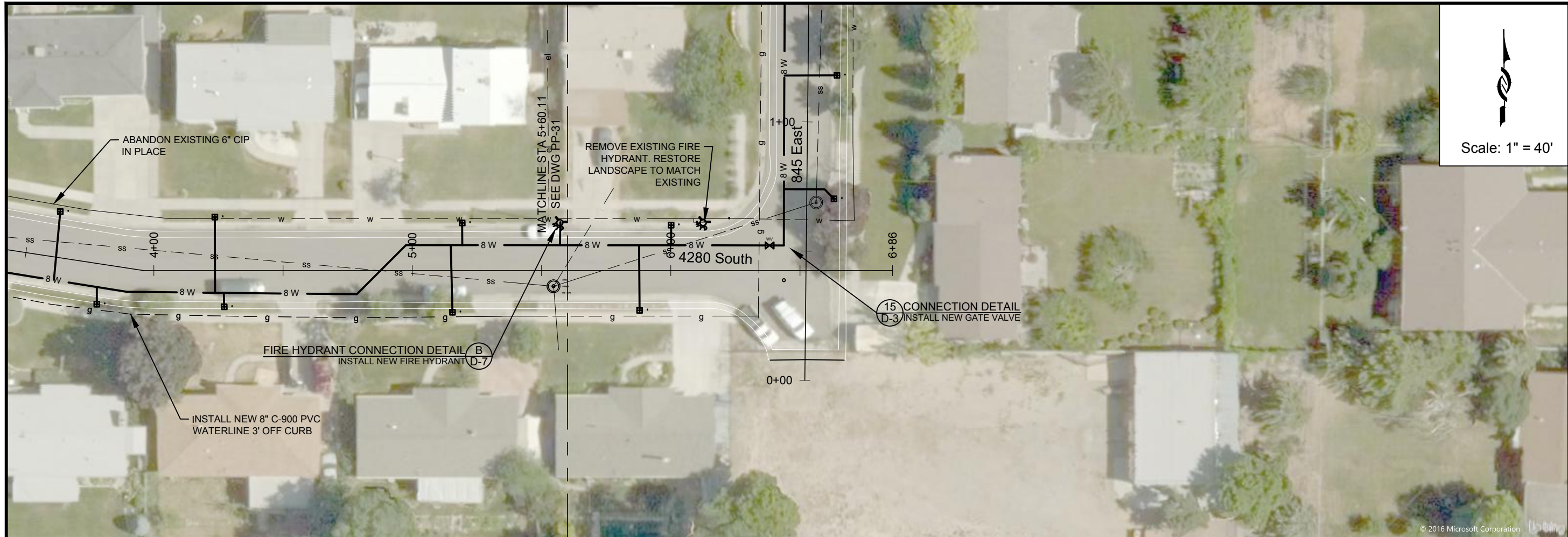
REGISTRATION ENGINEER
01586992202
TRAVIS PALL
CHRISTENSEN
STATE

Jordan Valley Water Conservancy District
8215 SOUTH 1300 WEST
WEST JORDAN, UTAH 84098
PHONE (801) 565-4300

LINE IS 1/4" INCH AT 11X17 SIZE SHEET

© 2016 Microsoft Corporation

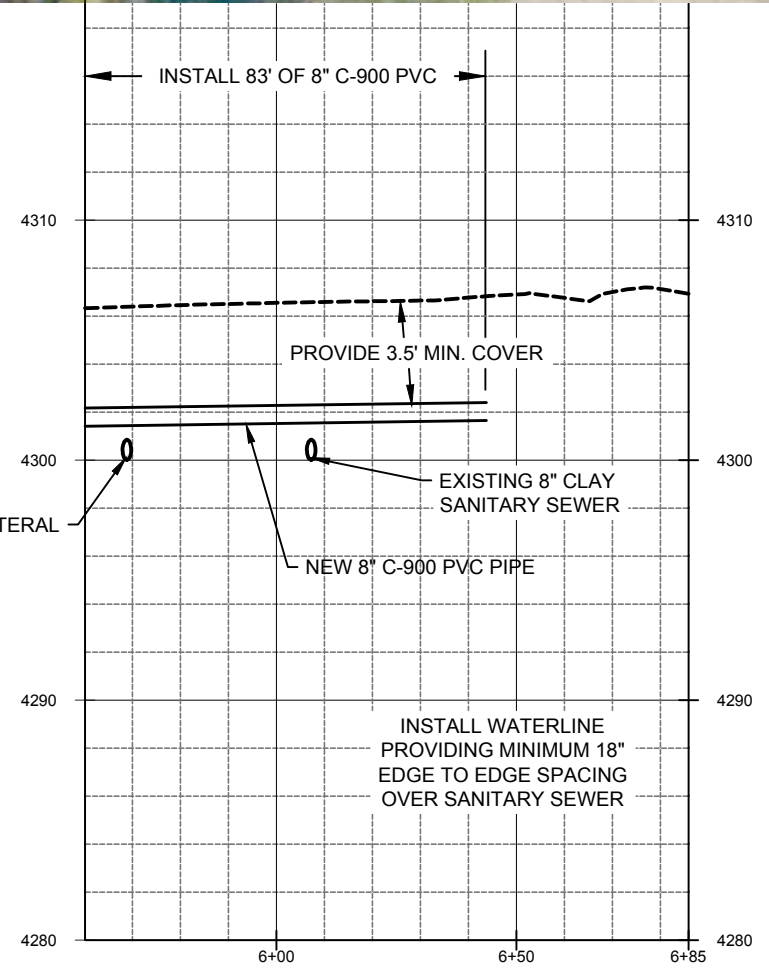
1:\PIPELINE\DISTRIUTION SYSTEM\4035 2017 MURRAY PIPELINE REPLACEMENTS\2 ENGINEERING\DWGS\4035 XREFS\4035 BASE NEW LAYERED.DWG 164.00M



Scale: 1" = 40'

FIRE HYDRANT CONNECTION DETAIL B
INSTALL NEW FIRE HYDRANT D-7

INSTALL NEW 8" C-900 PVC
WATERLINE 3' OFF CURB



PROJECT NUMBER	4035
DRAWING NUMBER	PP-32
SHEET NUMBER	35 OF 69

DESIGN:	KEVIN RUBOW
DRAFTER:	TODD M PETERSON
PROJ. MGR:	KEVIN RUBOW
DATE:	3/1/17

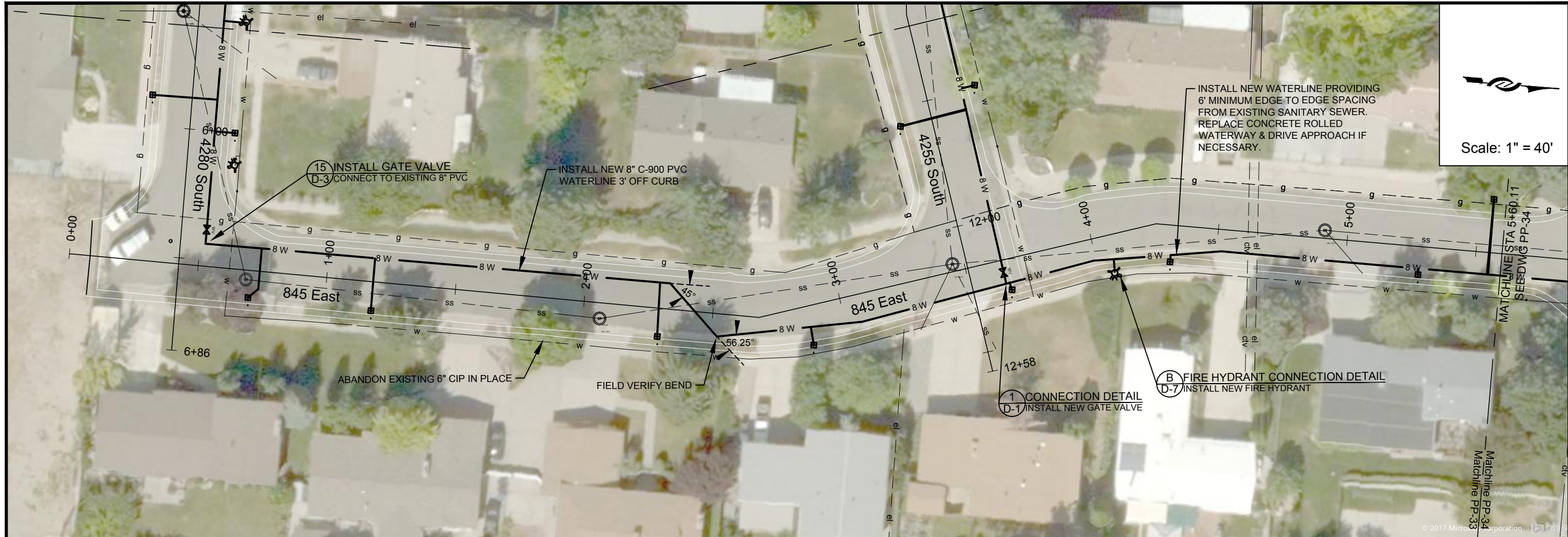
PIPELINE REPLACEMENTS 2017
4280 SOUTH -2

Jordan Valley Water
Conservancy District
8215 SOUTH 1300 WEST
WEST JORDAN, UTAH 84088
PHONE (801) 565-4300

REGISTERS PROFESSIONAL ENGINEER
0186692202
TRAVIS PALL
CHRISTENSEN
STATE


LINE IS 1/4 INCH
AT 11X17 SIZE SHEET

© 2016 Microsoft Corporation

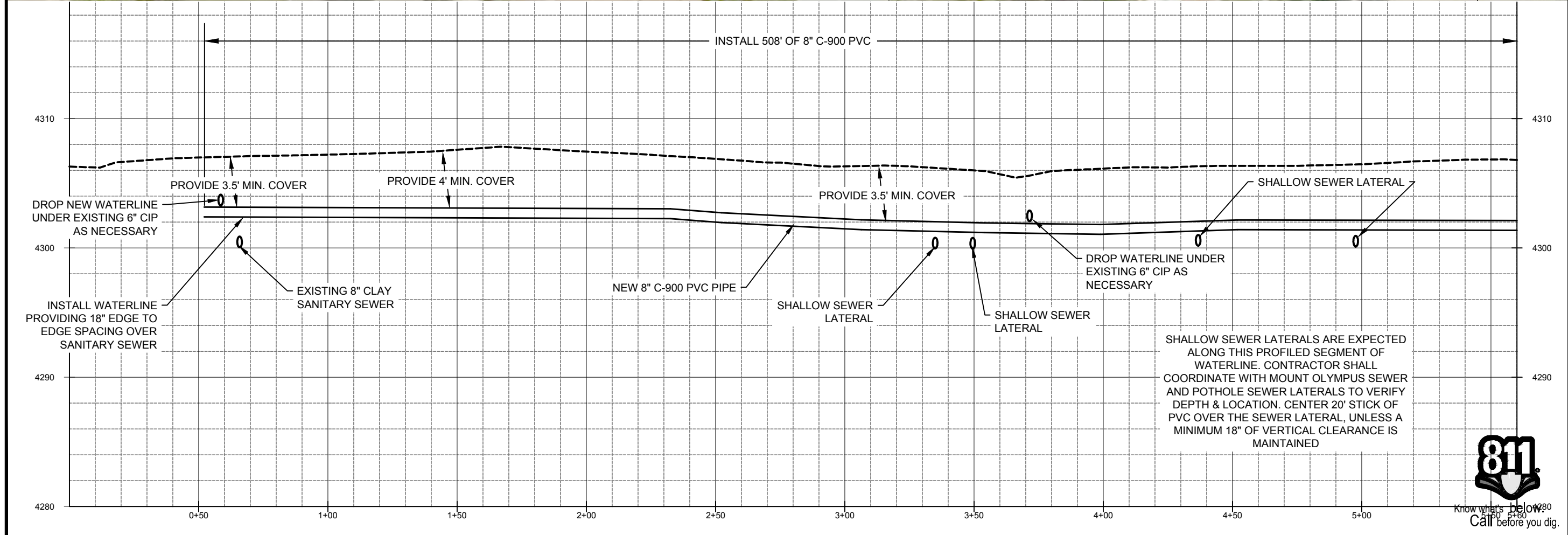


Scale: 1" = 40'

ZONE	REV.	DESCRIPTION	BY	DATE	APP.



DESIGN: KEVIN RUBOW
 DRAFTER: TODD M PETERSON
 PROJ. MGR: KEVIN RUBOW
 DATE: 3/1/17



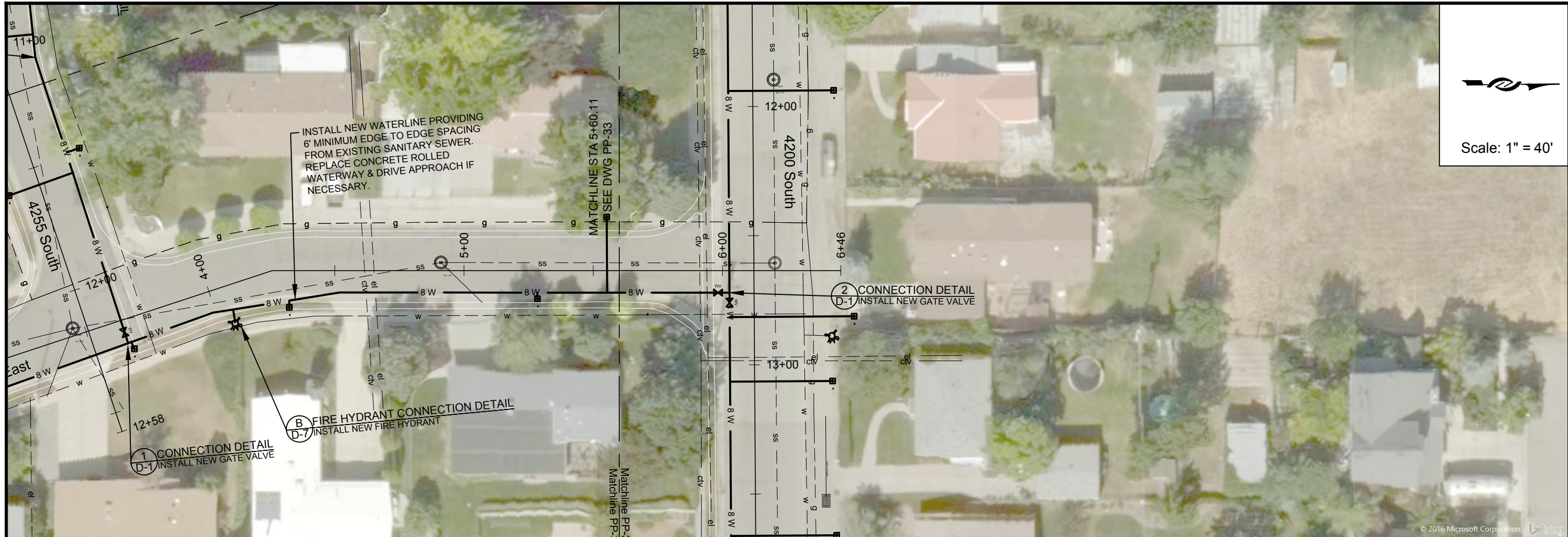
SHALLOW SEWER LATERALS ARE EXPECTED ALONG THIS PROFILED SEGMENT OF WATERLINE. CONTRACTOR SHALL COORDINATE WITH MOUNT OLYMPUS SEWER AND POT HOLE SEWER LATERALS TO VERIFY DEPTH & LOCATION. CENTER 20' STICK OF PVC OVER THE SEWER LATERAL, UNLESS A MINIMUM 18" OF VERTICAL CLEARANCE IS MAINTAINED



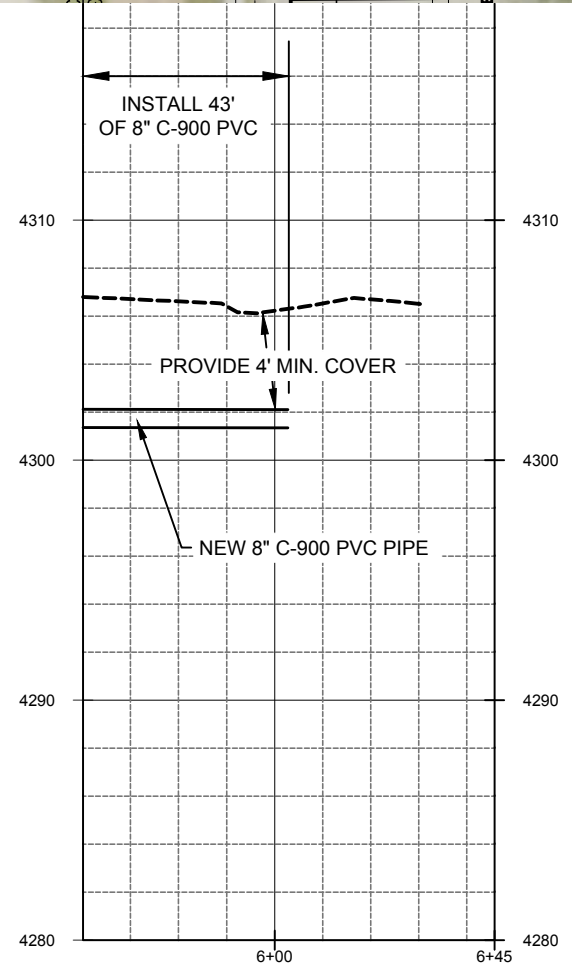
Jordan Valley Water
 Conservancy District
 8215 SOUTH 1300 WEST
 WEST JORDAN, UTAH 84088
 PHONE (801) 565-4300

PIPELINE REPLACEMENTS 2017
 845 EAST -1


PROJECT NUMBER: 4035
 DRAWING NUMBER: PP-33
 SHEET NUMBER: 36 OF 69



Scale: 1" = 40'



ZONE	REV.	DESCRIPTION	BY	DATE	APP.



LINE IS 1/8" INCH AT 11x17 SIZE SHEET

DESIGN: KEVIN RUBOW
 DRAFTER: TODD M PETERSON
 PROJ. MGR: KEVIN RUBOW
 DATE: 3/1/17

Jordan Valley Water Conservancy District
 8215 SOUTH 1300 WEST
 WEST JORDAN, UTAH 84088
 PHONE (801) 565-4300

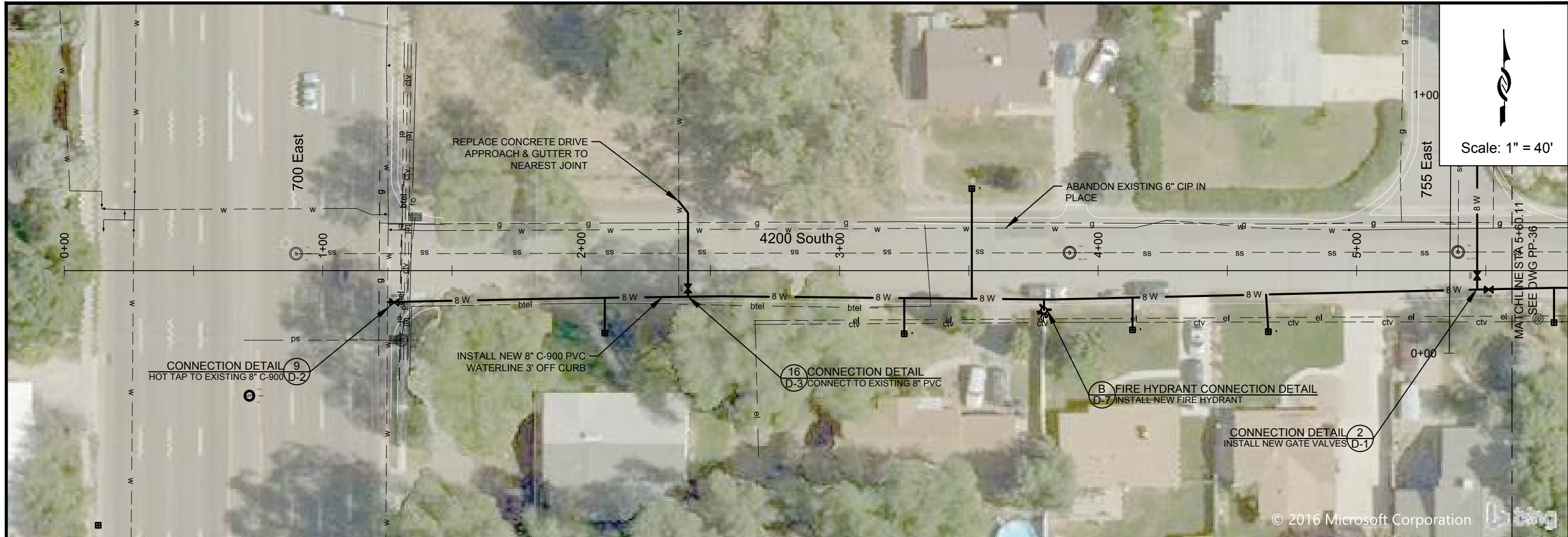
PIPELINE REPLACEMENTS 2017
 845 EAST -2

PROJECT NUMBER
4035

DRAWING NUMBER
PP-34

SHEET NUMBER
 37 OF 69





Scale: 1" = 40'

CONNECTION DETAIL 9
HOT TAP TO EXISTING 8" C-900 D-2

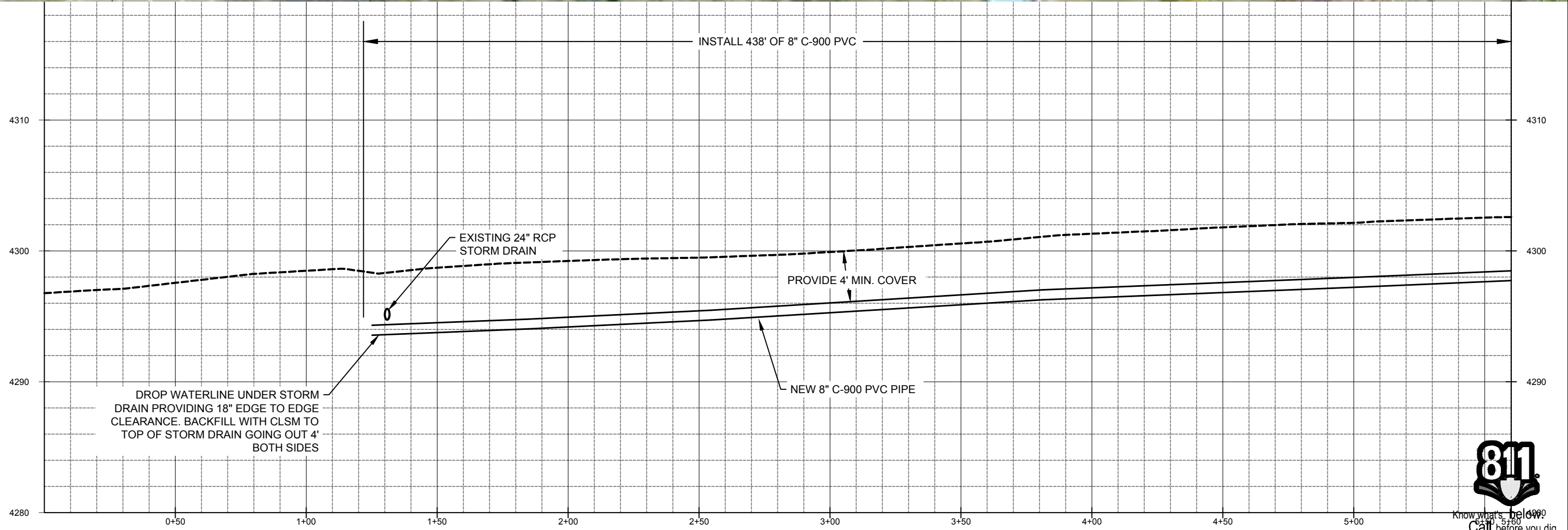
INSTALL NEW 8" C-900 PVC WATERLINE 3' OFF CURB

CONNECTION DETAIL 16
D-3 CONNECT TO EXISTING 8" PVC

CONNECTION DETAIL B
D-7 INSTALL NEW FIRE HYDRANT

CONNECTION DETAIL 2
D-1 INSTALL NEW GATE VALVES

© 2016 Microsoft Corporation



INSTALL 438' OF 8" C-900 PVC

EXISTING 24" RCP STORM DRAIN

PROVIDE 4' MIN. COVER

NEW 8" C-900 PVC PIPE

DROP WATERLINE UNDER STORM DRAIN PROVIDING 18" EDGE TO EDGE CLEARANCE. BACKFILL WITH CLSM TO TOP OF STORM DRAIN GOING OUT 4' BOTH SIDES



PROJECT NUMBER	4035
DRAWING NUMBER	PP-35
SHEET NUMBER	38 OF 69

PIPELINE REPLACEMENTS 2017
4200 SOUTH -1

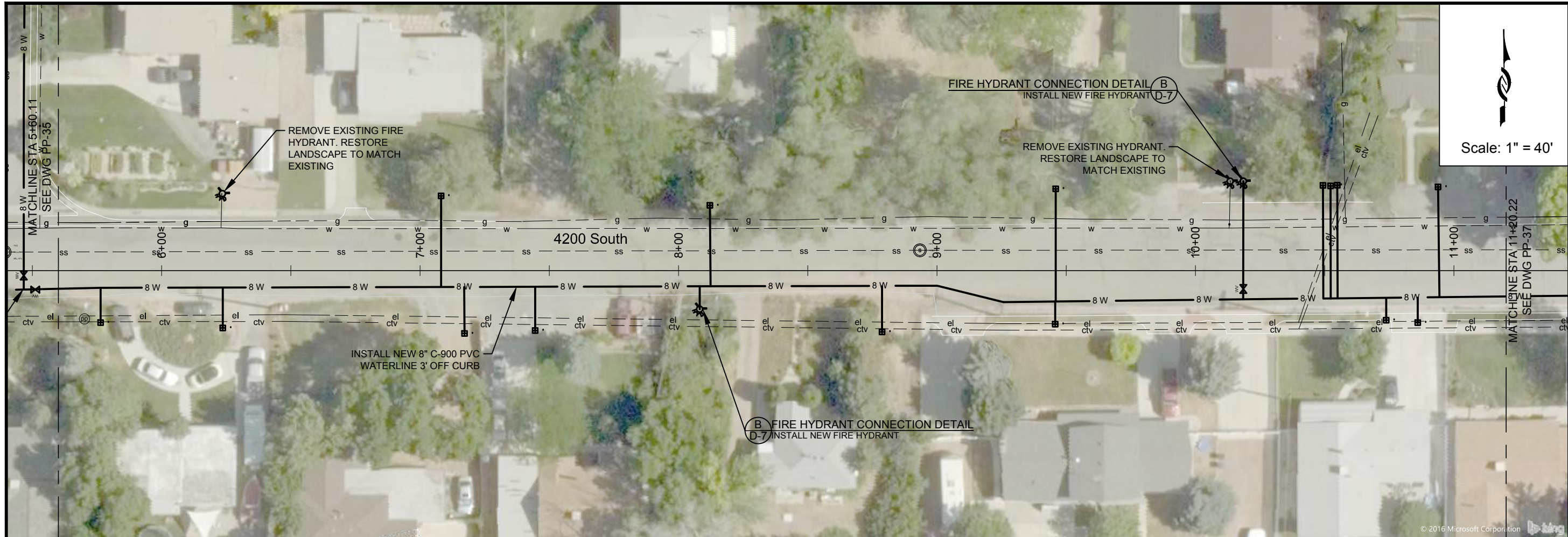
Jordan Valley Water Conservancy District
8215 SOUTH 1300 WEST
WEST JORDAN, UTAH 84088
PHONE (801) 565-4300

DESIGN: KEVIN RUBOW
DRAFTER: TODD M PETERSON
PROJ. MGR: KEVIN RUBOW
DATE: 3/1/17

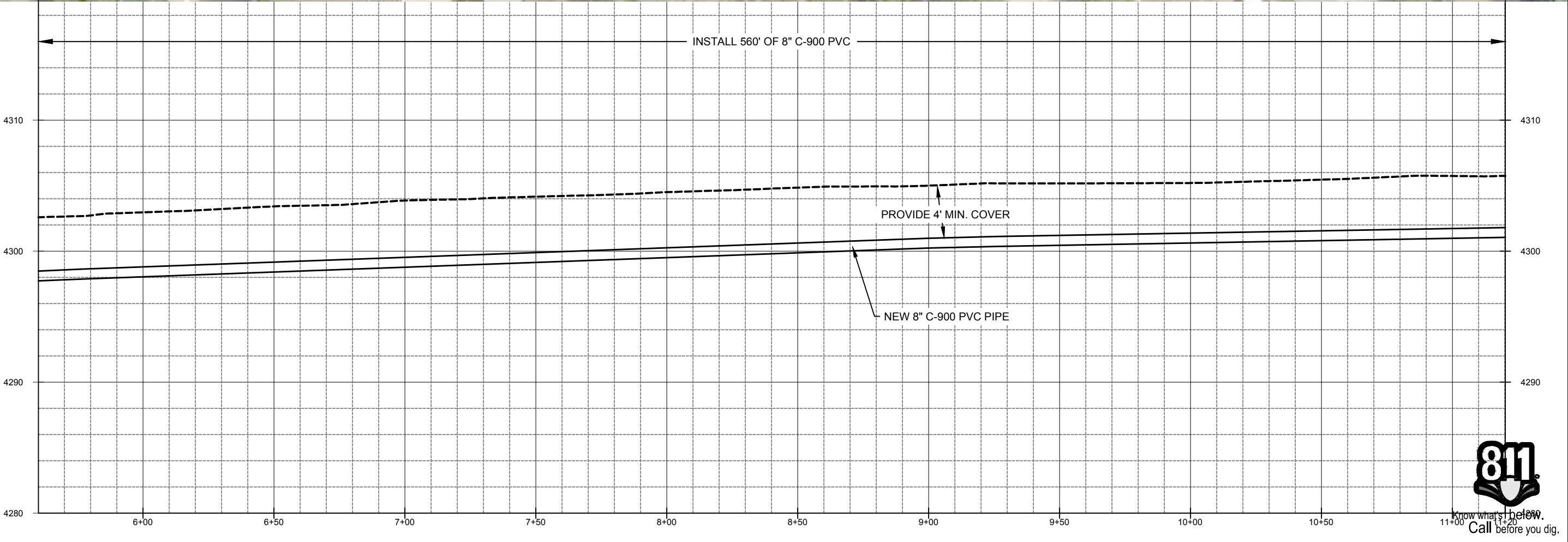
REGISTRATION ENGINEER
015886992202
TRAVIS PALL
CHRISTENSEN
STATE

LINE IS 1/8" INCH AT 11X17 SIZE SHEET

ZONE PREV. DESCRIPTION BY DATE APP.



Scale: 1" = 40'



PROJECT NUMBER	4035
DRAWING NUMBER	PP-36
SHEET NUMBER	39 OF 69

PIPELINE REPLACEMENTS 2017
4200 SOUTH -2

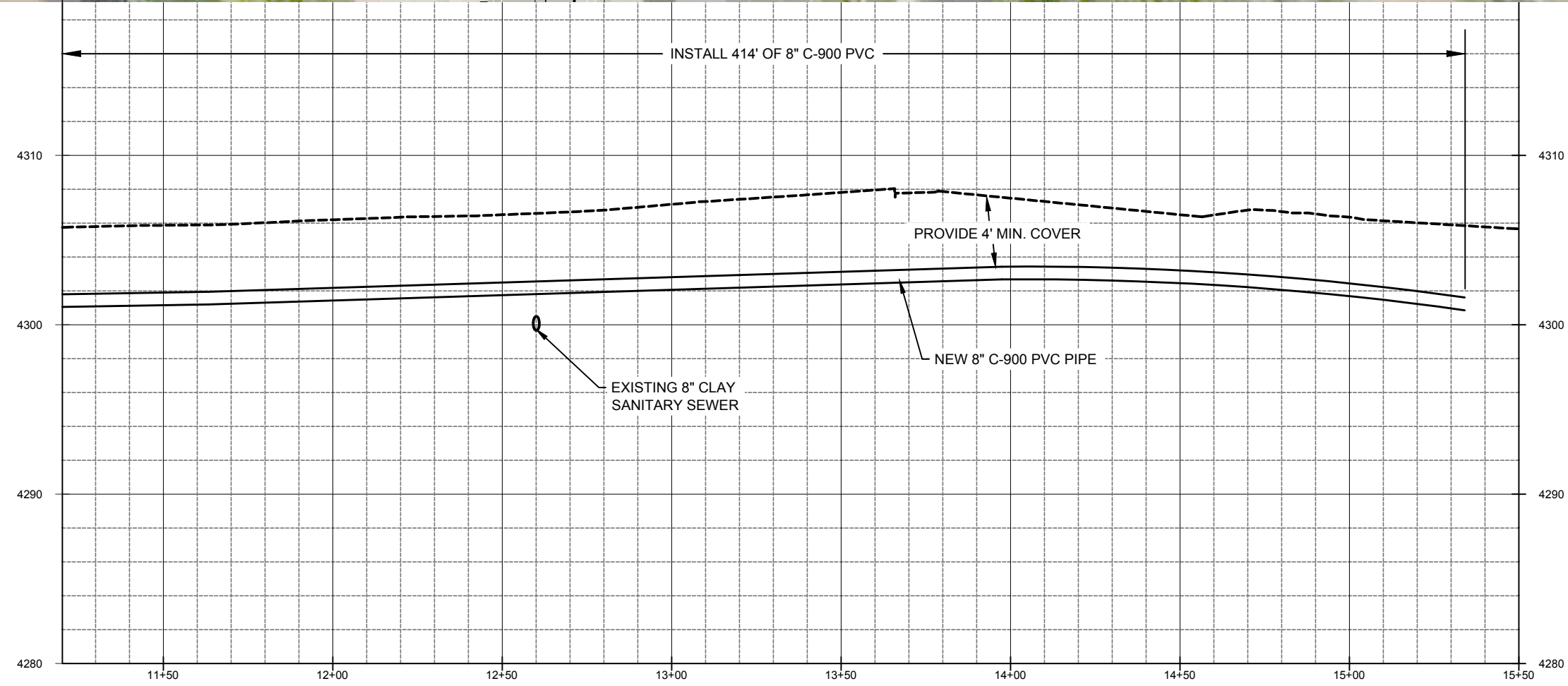
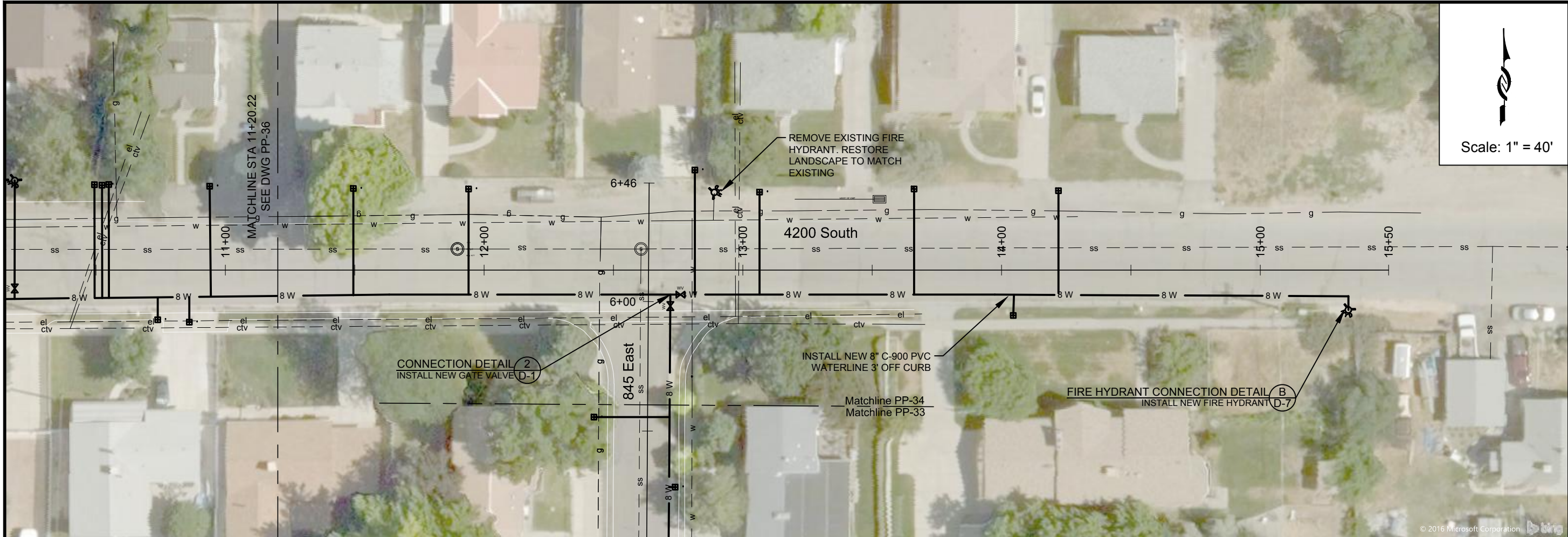
Jordan Valley Water Conservancy District
8215 SOUTH 1300 WEST
WEST JORDAN, UTAH 84088
PHONE (801) 565-4300

DESIGN: KEVIN RUBOW
DRAFTER: TODD M PETERSON
PROJ. MGR: KEVIN RUBOW
DATE: 3/1/17

REGISTRATION ENGINEER
01586992202
TRAVIS PALL
CHRISTENSEN
STATE OF UTAH

LINE IS 1/4" INCH AT 11x17 SIZE SHEET

DATE APP BY



PROJECT NUMBER	4035
DRAWING NUMBER	PP-37
SHEET NUMBER	40 OF 69

PIPELINE REPLACEMENTS 2017
4200 SOUTH -3

Jordan Valley Water
Conservancy District
8215 SOUTH 1300 WEST
WEST JORDAN, UTAH 84088
PHONE (801) 565-4300

DESIGN: KEVIN RUBOW
DRAFTER: TODD M PETERSON
PROJ. MGR: KEVIN RUBOW
DATE: 3/1/17

REGISTRATION ENGINEER
01586992202
TRAVIS PALL
CHRISTENSEN
STATE

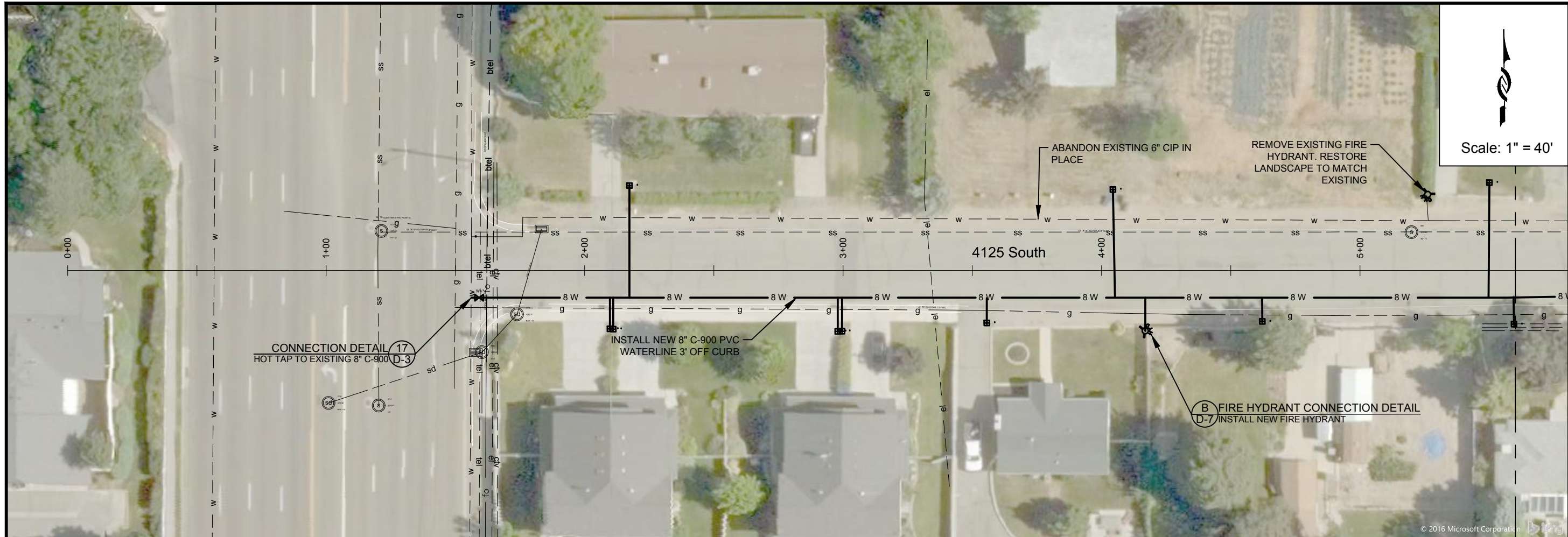
LINE IS 1/8" INCH
AT 11X17 SIZE SHEET

DATE APP
BY

DESCRIPTION

ZONE PREV.

164.00M



Scale: 1" = 40'

CONNECTION DETAIL 17
HOT TAP TO EXISTING 8" C-900 D-3

INSTALL NEW 8" C-900 PVC
WATERLINE 3' OFF CURB

B FIRE HYDRANT CONNECTION DETAIL
D-7 INSTALL NEW FIRE HYDRANT

ABANDON EXISTING 6" CIP IN
PLACE

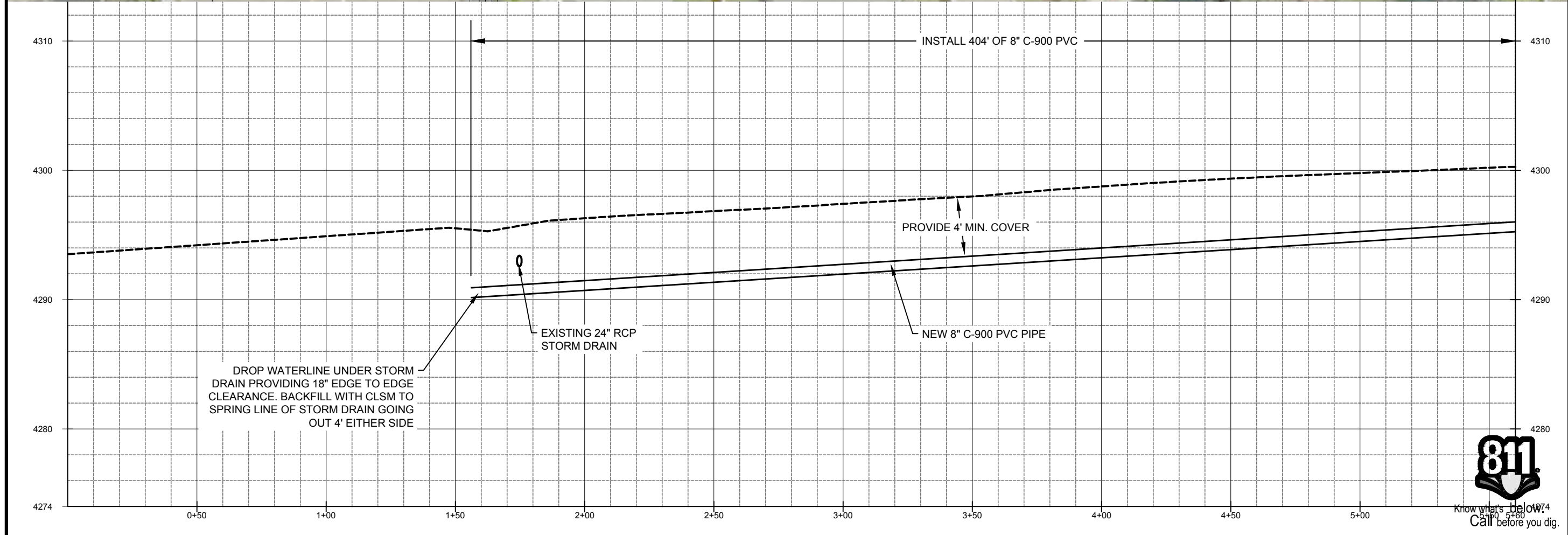
REMOVE EXISTING FIRE
HYDRANT. RESTORE
LANDSCAPE TO MATCH
EXISTING

ZONE	REV.	DESCRIPTION	BY	DATE	APP.



DESIGN: KEVIN RUBOW
DRAFTER: TODD M PETERSON
PROJ. MGR: KEVIN RUBOW
DATE: 3/1/17

Jordan Valley Water
Conservancy District
8215 SOUTH 1300 WEST
WEST JORDAN, UTAH 84088
PHONE (801) 565-4300



DROP WATERLINE UNDER STORM
DRAIN PROVIDING 18" EDGE TO EDGE
CLEARANCE. BACKFILL WITH CLSM TO
SPRING LINE OF STORM DRAIN GOING
OUT 4' EITHER SIDE

EXISTING 24" RCP
STORM DRAIN

PROVIDE 4' MIN. COVER

NEW 8" C-900 PVC PIPE

INSTALL 404' OF 8" C-900 PVC

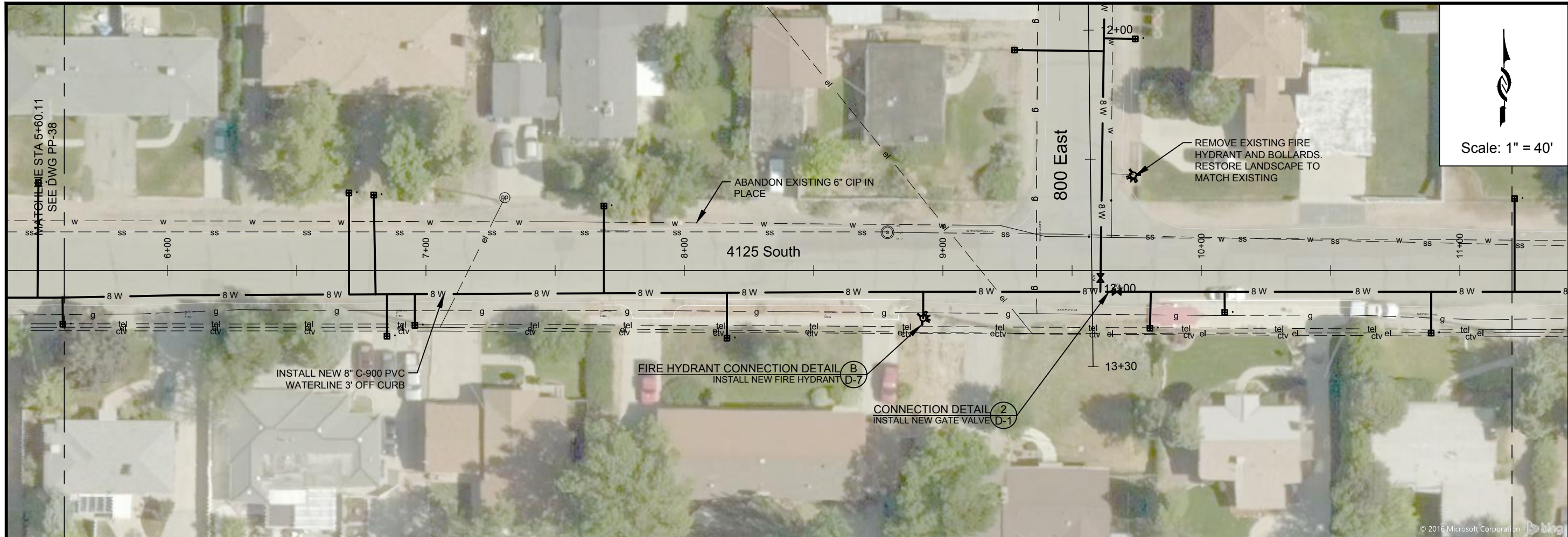


PIPELINE REPLACEMENTS 2017
4125 SOUTH -1

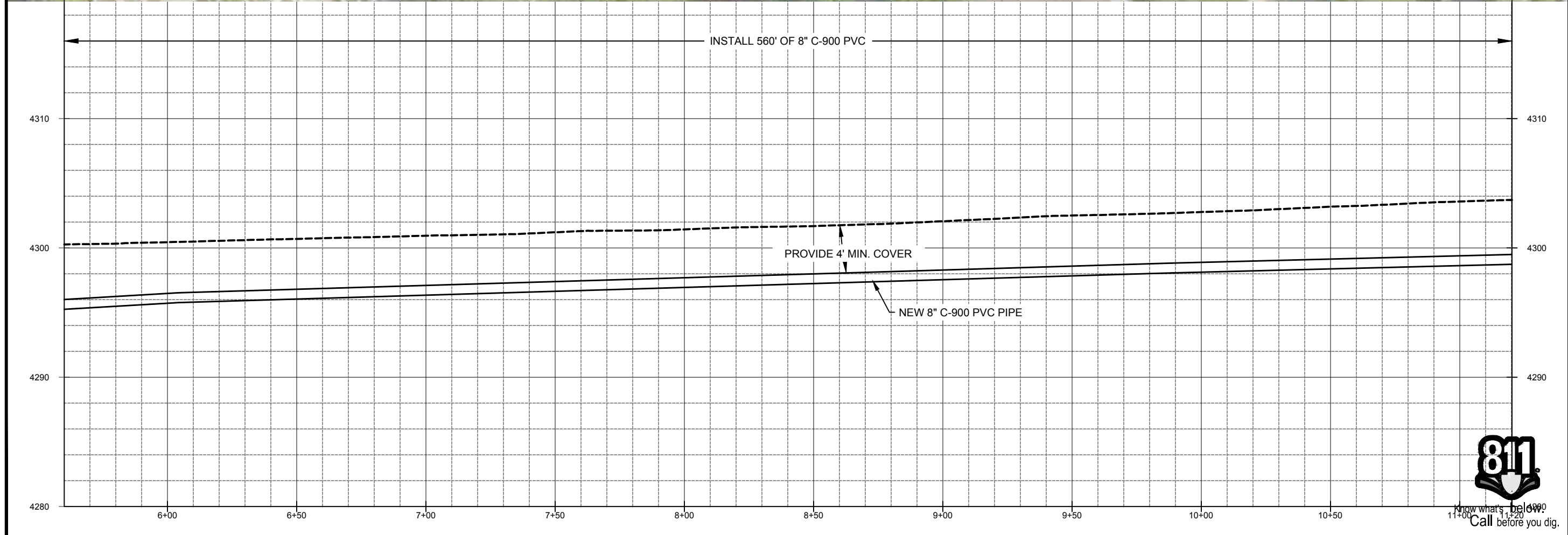
PROJECT NUMBER
4035

DRAWING NUMBER
PP-38

SHEET NUMBER
41 OF 69



Scale: 1" = 40'

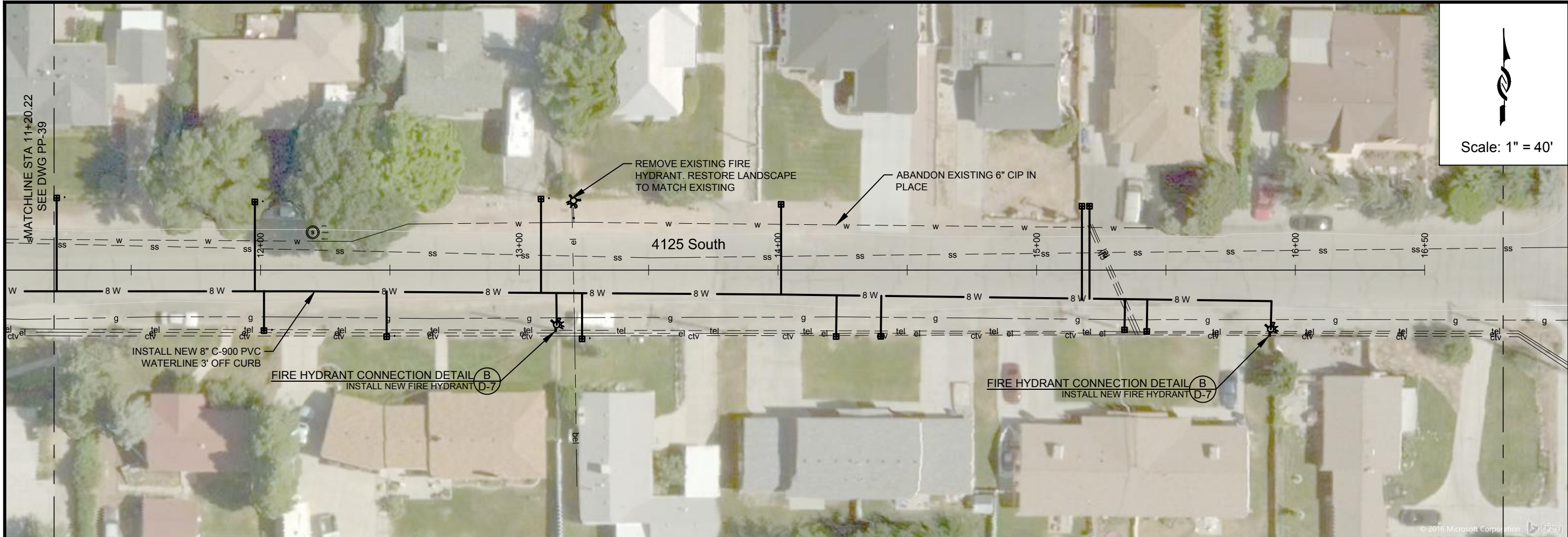


PROJECT NUMBER	4035
DRAWING NUMBER	PP-39
SHEET NUMBER	42 OF 69

DESIGN:	KEVIN RUBOW
DRAFTER:	TODD M PETERSON
PROJ. MGR:	KEVIN RUBOW
DATE:	3/1/17


Jordan Valley Water Conservancy District
 8215 SOUTH 1300 WEST
 WEST JORDAN, UTAH 84088
 PHONE (801) 565-4300

PIPELINE REPLACEMENTS 2017
 4125 SOUTH -2



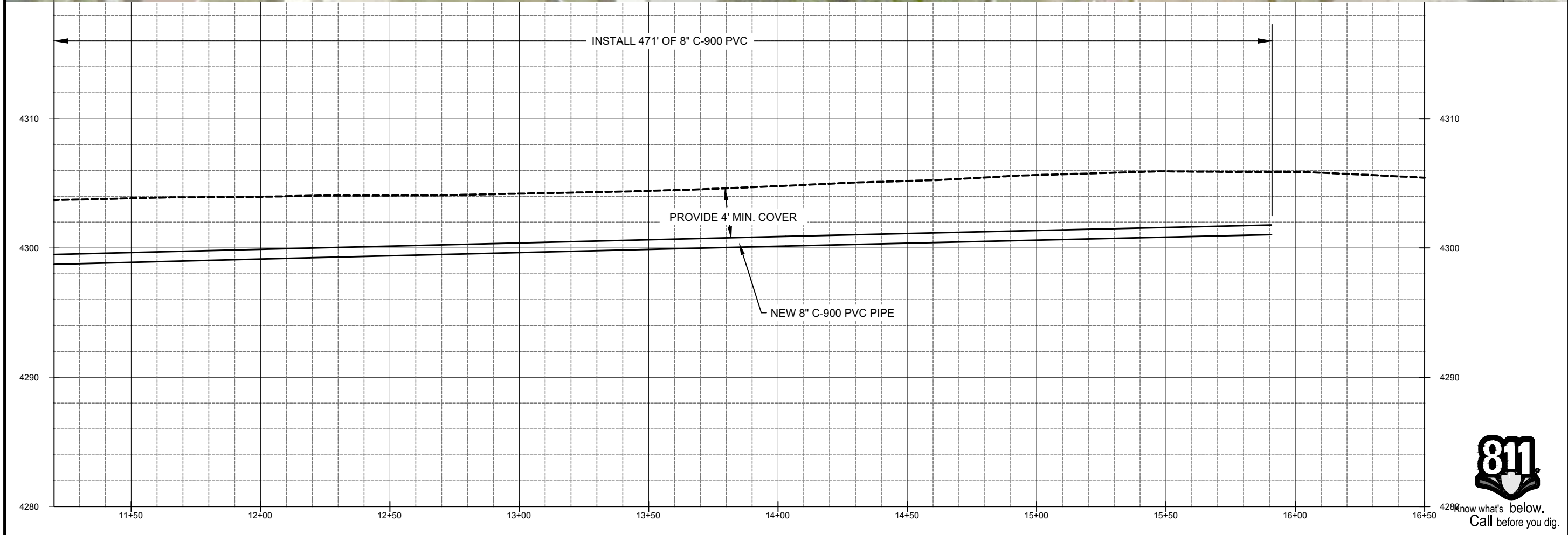

 Scale: 1" = 40'

ZONE	REV.	DESCRIPTION	BY	DATE	APP.



DESIGN:	KEVIN RUBOW
DRAFTER:	TODD M PETERSON
PROJ. MGR:	KEVIN RUBOW
DATE:	3/1/17

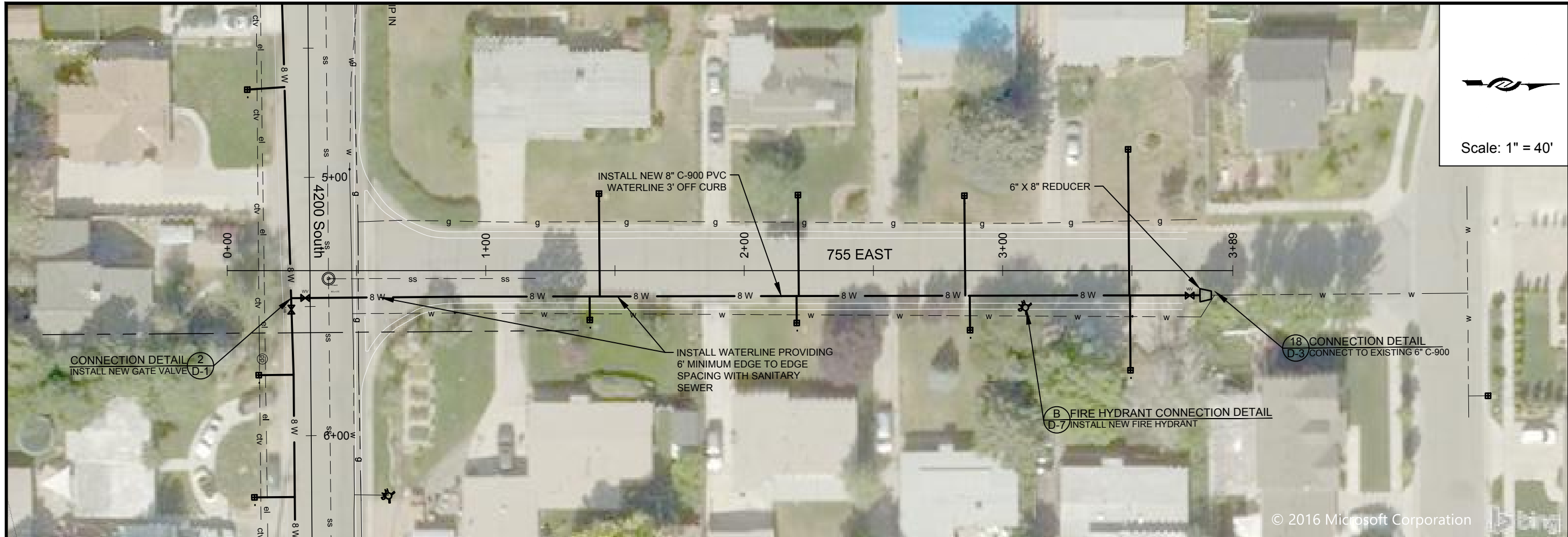

 Jordan Valley Water
 Conservancy District
 8215 SOUTH 1300 WEST
 WEST JORDAN, UTAH 84088
 PHONE (801) 565-4300




 Know what's below.
 Call before you dig.


PIPELINE REPLACEMENTS 2017	
4125 SOUTH -3	
PROJECT NUMBER	4035
DRAWING NUMBER	PP-40
SHEET NUMBER	43 OF 69

1:\PIPELINE\DISTRIUTION SYSTEM\4035 2017 MURRAY PIPELINE REPLACEMENTS\2 ENGINEERING\DWGS\4035 XREFS\4035 BASE NEW LAYERED.DWG 164.00M



Scale: 1" = 40'

ZONE	REV.	DESCRIPTION	BY	DATE	APP.

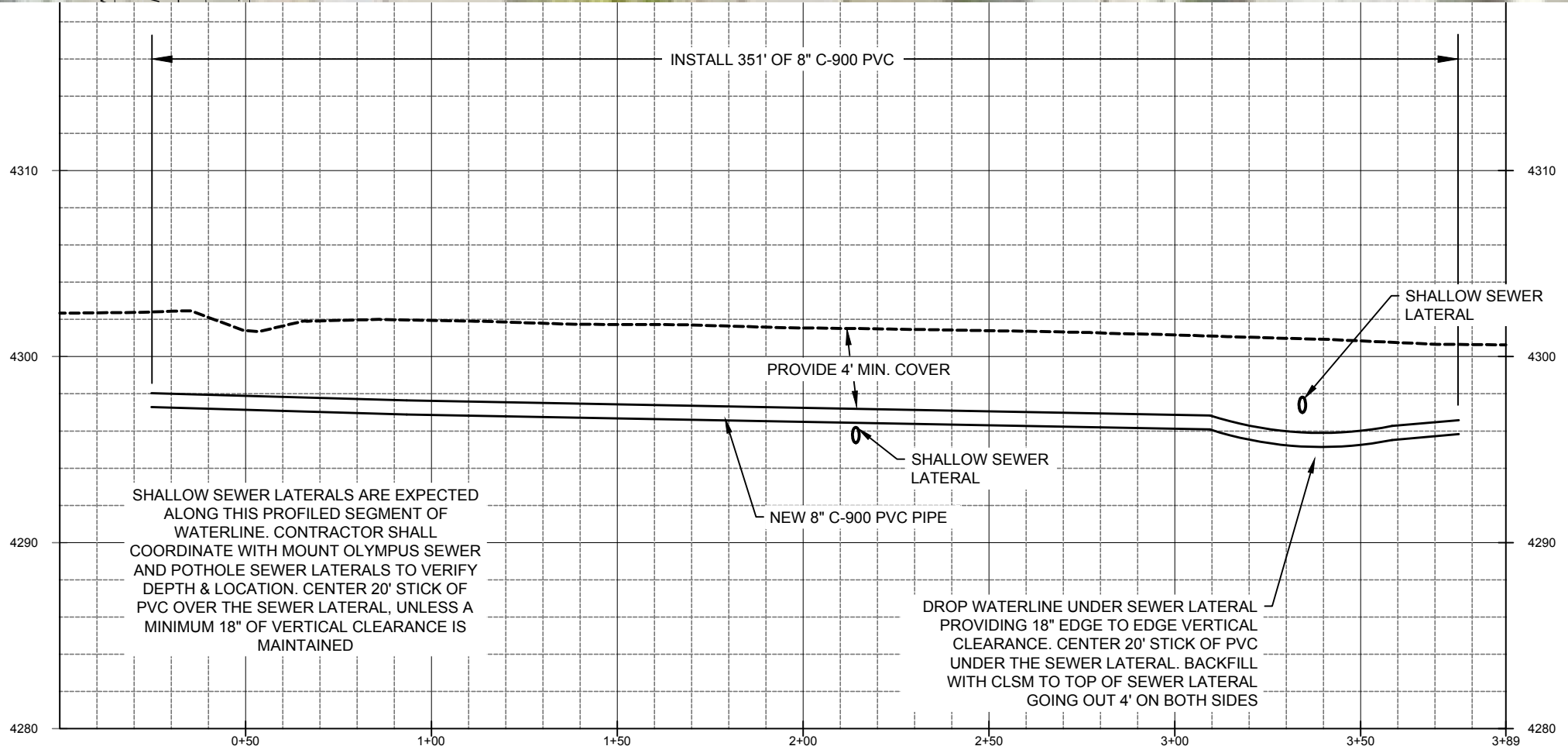


DESIGN: KEVIN RUBOW
 DRAFTER: TODD M PETERSON
 PROJ. MGR: KEVIN RUBOW
 DATE: 3/1/17

Jordan Valley Water Conservancy District
 8215 SOUTH 1300 WEST
 WEST JORDAN, UTAH 84088
 PHONE (801) 565-4300

PIPELINE REPLACEMENTS 2017
 755 EAST

PROJECT NUMBER: 4035
 DRAWING NUMBER: PP-41
 SHEET NUMBER: 44 OF 69



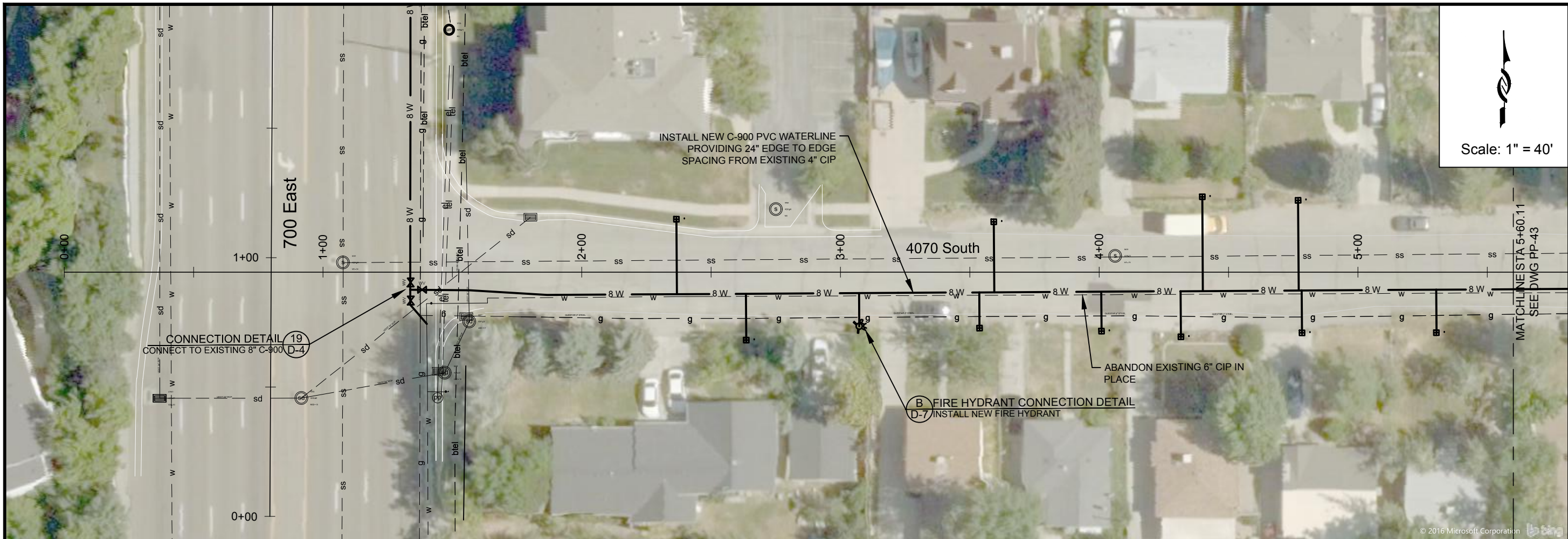
SHALLOW SEWER LATERALS ARE EXPECTED ALONG THIS PROFILED SEGMENT OF WATERLINE. CONTRACTOR SHALL COORDINATE WITH MOUNT OLYMPUS SEWER AND POT HOLE SEWER LATERALS TO VERIFY DEPTH & LOCATION. CENTER 20' STICK OF PVC OVER THE SEWER LATERAL, UNLESS A MINIMUM 18" OF VERTICAL CLEARANCE IS MAINTAINED

DROP WATERLINE UNDER SEWER LATERAL PROVIDING 18" EDGE TO EDGE VERTICAL CLEARANCE. CENTER 20' STICK OF PVC UNDER THE SEWER LATERAL. BACKFILL WITH CLSM TO TOP OF SEWER LATERAL GOING OUT 4' ON BOTH SIDES



© 2016 Microsoft Corporation

164.00M
 I:\PIPELINE\DISTRIUTION SYSTEM\4035 2017 MURRAY PIPELINE REPLACEMENTS\2 ENGINEERING\DWGS\4035 XREFS\4035 BASE NEW LAYERED.DWG



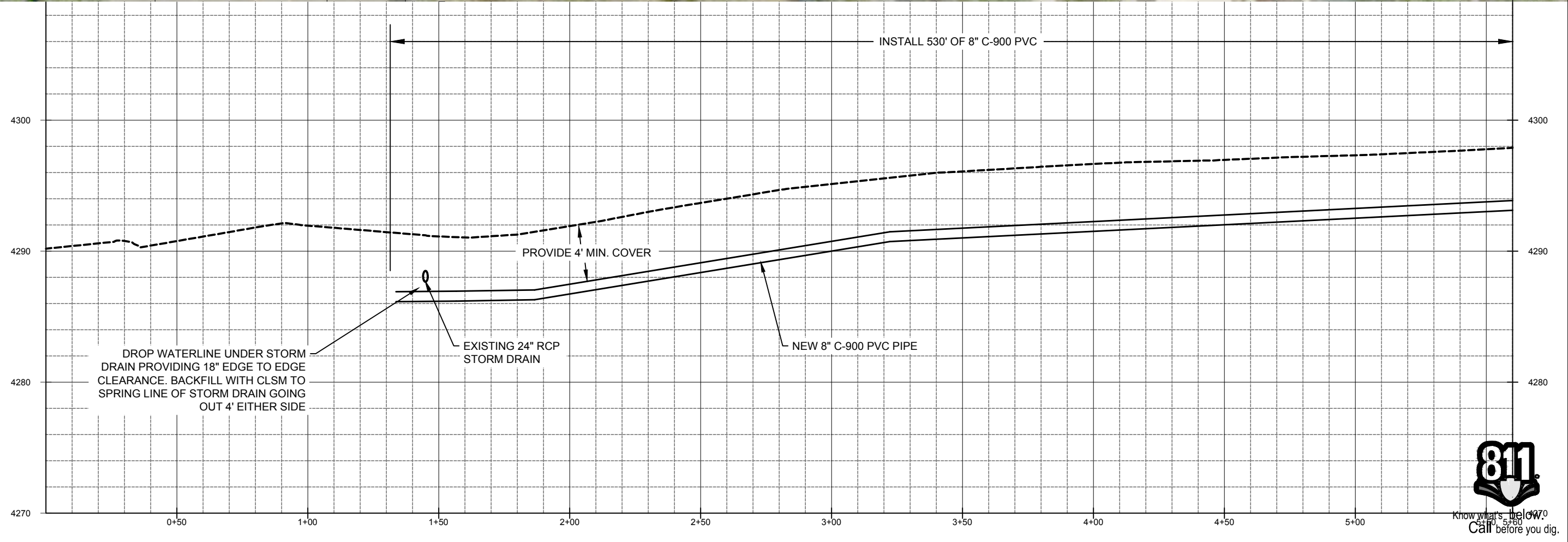
Scale: 1" = 40'

CONNECTION DETAIL 19
CONNECT TO EXISTING 8" C-900 D-4

B FIRE HYDRANT CONNECTION DETAIL
D-7 INSTALL NEW FIRE HYDRANT

ABANDON EXISTING 6" CIP IN PLACE

MATCHLINE STA 5+60.11
SEE DWG PP-43



INSTALL 530' OF 8" C-900 PVC

PROVIDE 4' MIN. COVER

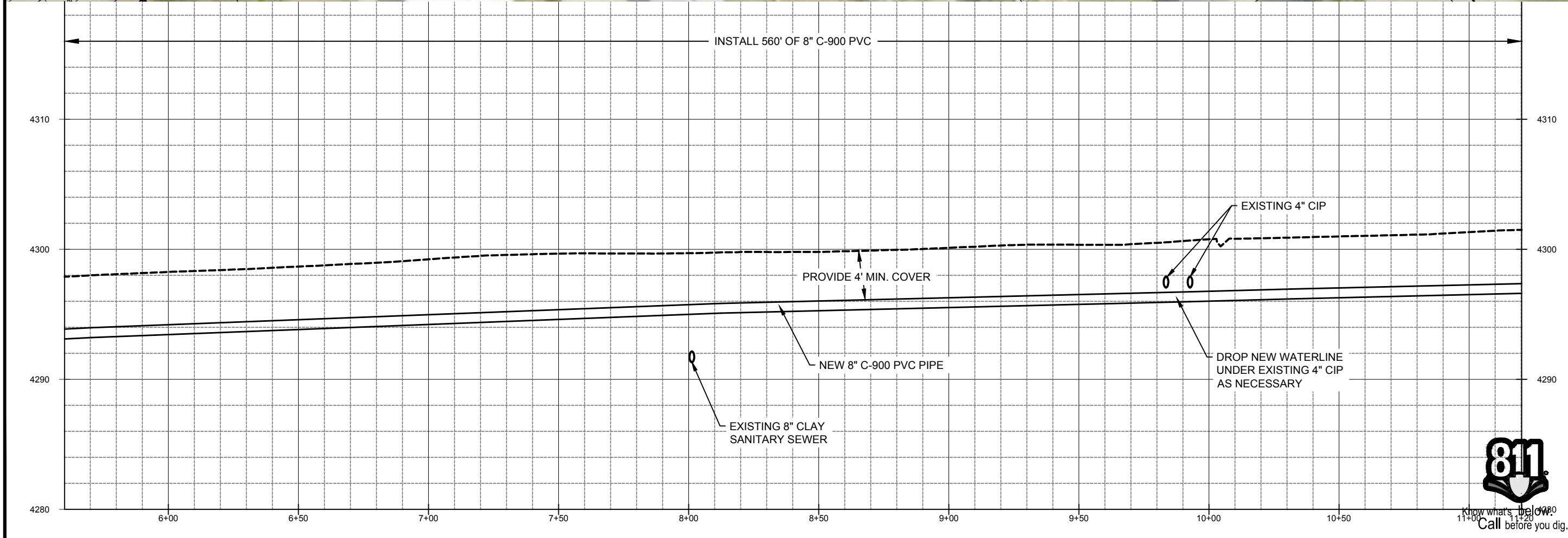
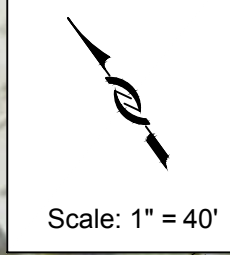
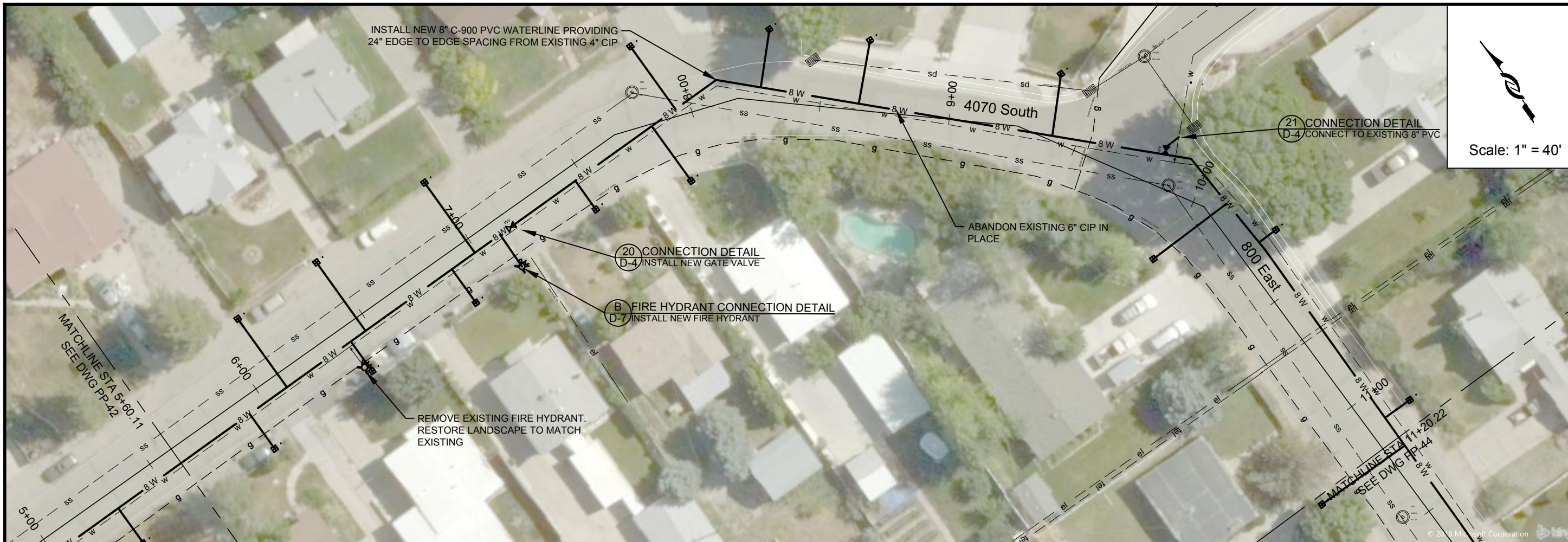
DROP WATERLINE UNDER STORM DRAIN PROVIDING 18" EDGE TO EDGE CLEARANCE. BACKFILL WITH CLSM TO SPRING LINE OF STORM DRAIN GOING OUT 4' EITHER SIDE

EXISTING 24" RCP STORM DRAIN

NEW 8" C-900 PVC PIPE

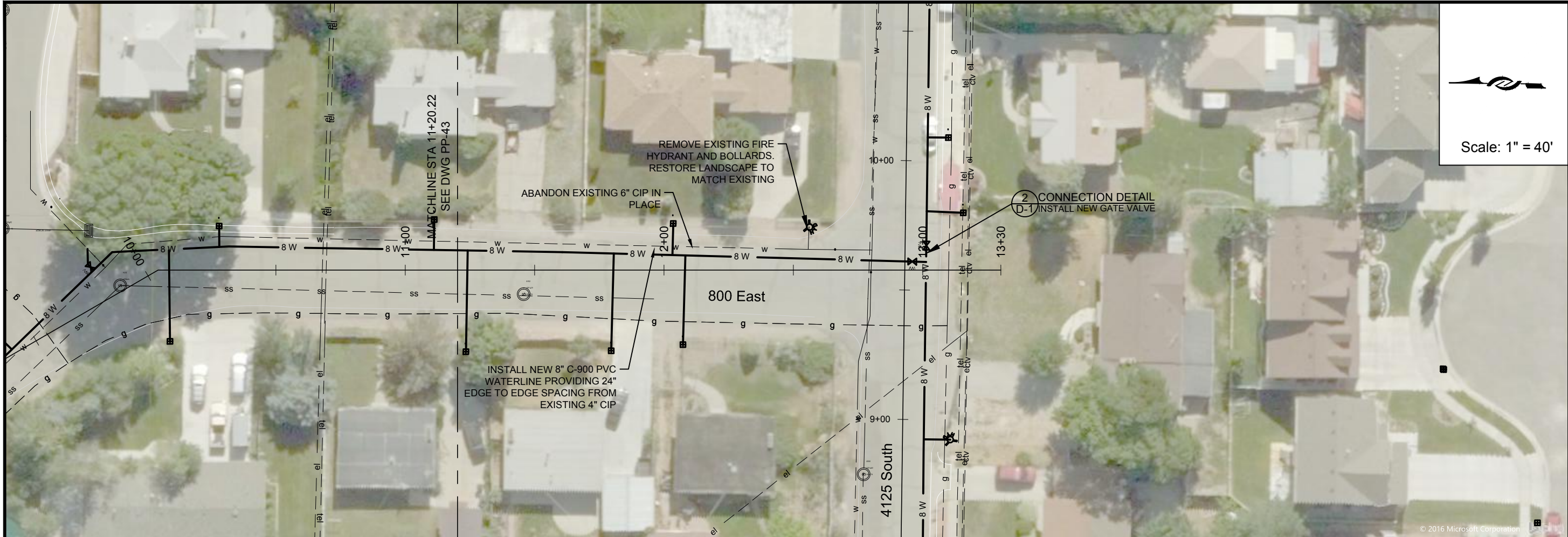


DATE	APP
BY	DESCRIPTION
ZONE	REV
DESIGN:	KEVIN RUBOW
DRAFTER:	TODD M PETERSON
PROJ. MGR:	KEVIN RUBOW
DATE:	3/1/17
<p>Jordan Valley Water Conservancy District 8215 SOUTH 1300 WEST WEST JORDAN, UTAH 84098 PHONE (801) 565-4300</p>	
<p>PIPELINE REPLACEMENTS 2017 4070 SOUTH -1</p>	
PROJECT NUMBER	4035
DRAWING NUMBER	PP-42
SHEET NUMBER	45 OF 69

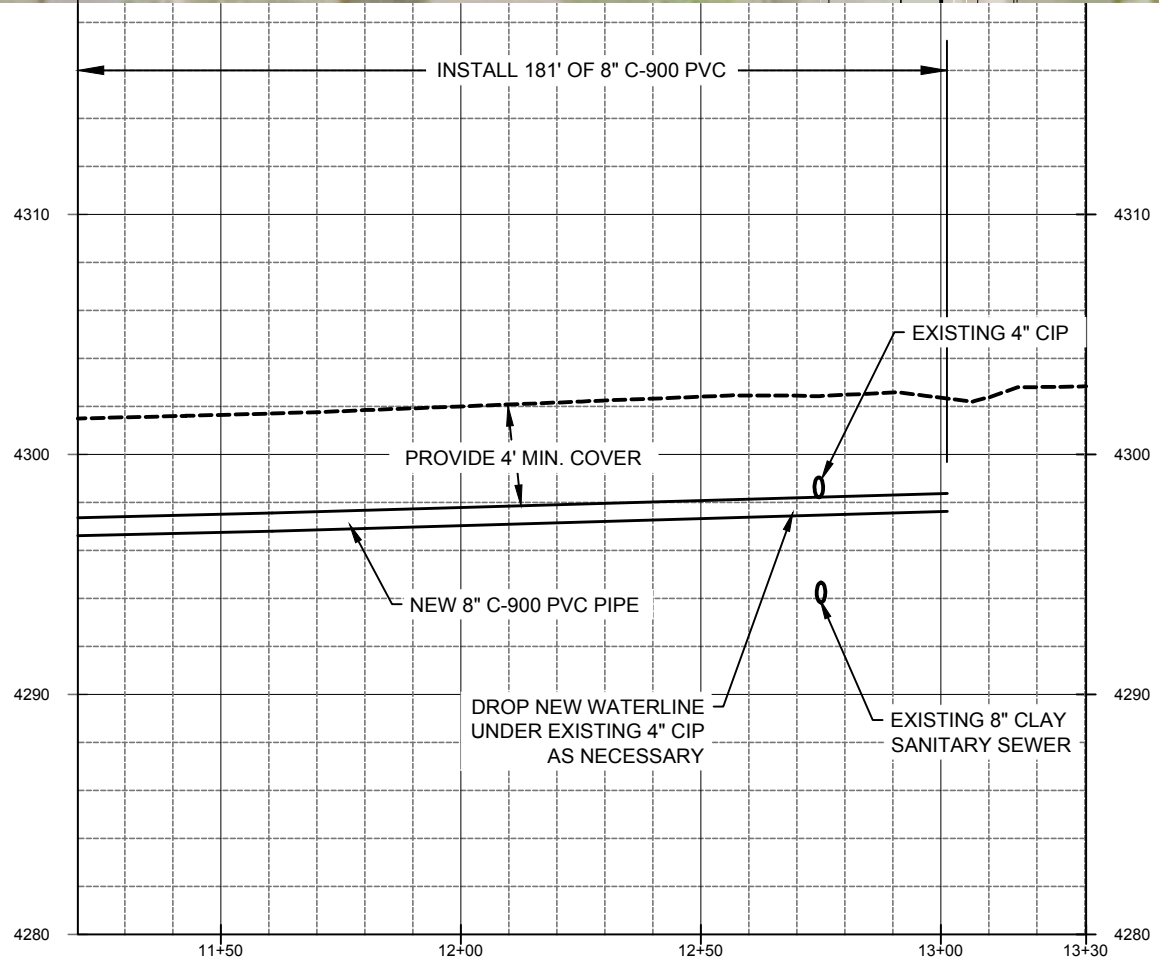


DATE	APP
BY	
DESCRIPTION	
ZONE	REV
DESIGN:	KEVIN RUBOW
DRAFTER:	TODD M PETERSON
PROJ. MGR:	KEVIN RUBOW
DATE:	3/1/17
PIPELINE REPLACEMENTS 2017 4070 SOUTH, 800 EAST -2	
PROJECT NUMBER	4035
DRAWING NUMBER	PP-43
SHEET NUMBER	46 OF 69

1:\PIPELINE\DISTRIUTION SYSTEM\4035 2017 MURRAY PIPELINE REPLACEMENTS\2 ENGINEERING\DWGS\4035 XREFS\4035 BASE NEW LAYERED.DWG 164.00M

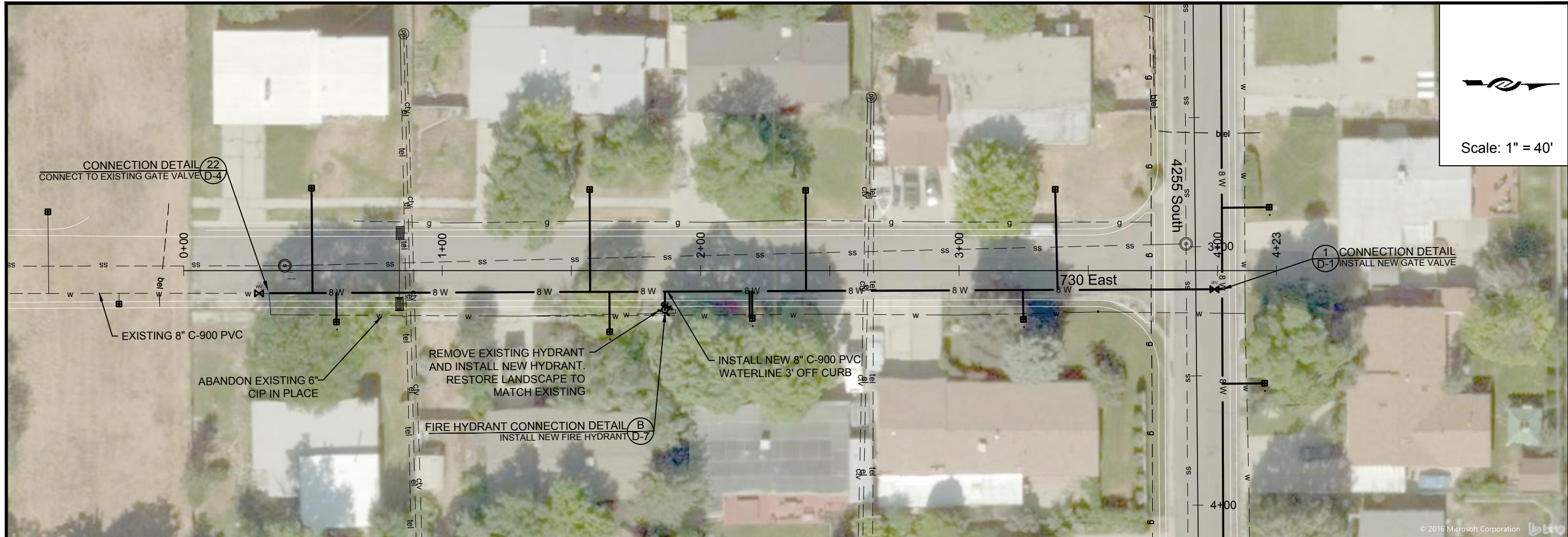


Scale: 1" = 40'




PROJECT NUMBER 4035	BY	DATE	APP
DRAWING NUMBER PP-44	DESCRIPTION		
SHEET NUMBER 47 OF 69	ZONE	REV.	
DESIGN: KEVIN RUBOW DRAFTER: TODD M PETERSON PROJ. MGR: KEVIN RUBOW DATE: 3/1/17			
PIPELINE REPLACEMENTS 2017 4070 SOUTH, 800 EAST -3			
PROJECT NUMBER: 4035 DRAWING NUMBER: PP-44 SHEET NUMBER: 47 OF 69			

1:\PIPELINE\DISTRIUTION SYSTEM\4035 2017 MURRAY PIPELINE REPLACEMENTS\2 ENGINEERING\DWGS\4035 XREFS\4035 BASE NEW LAYERED.DWG 164.00M



Scale: 1" = 40'

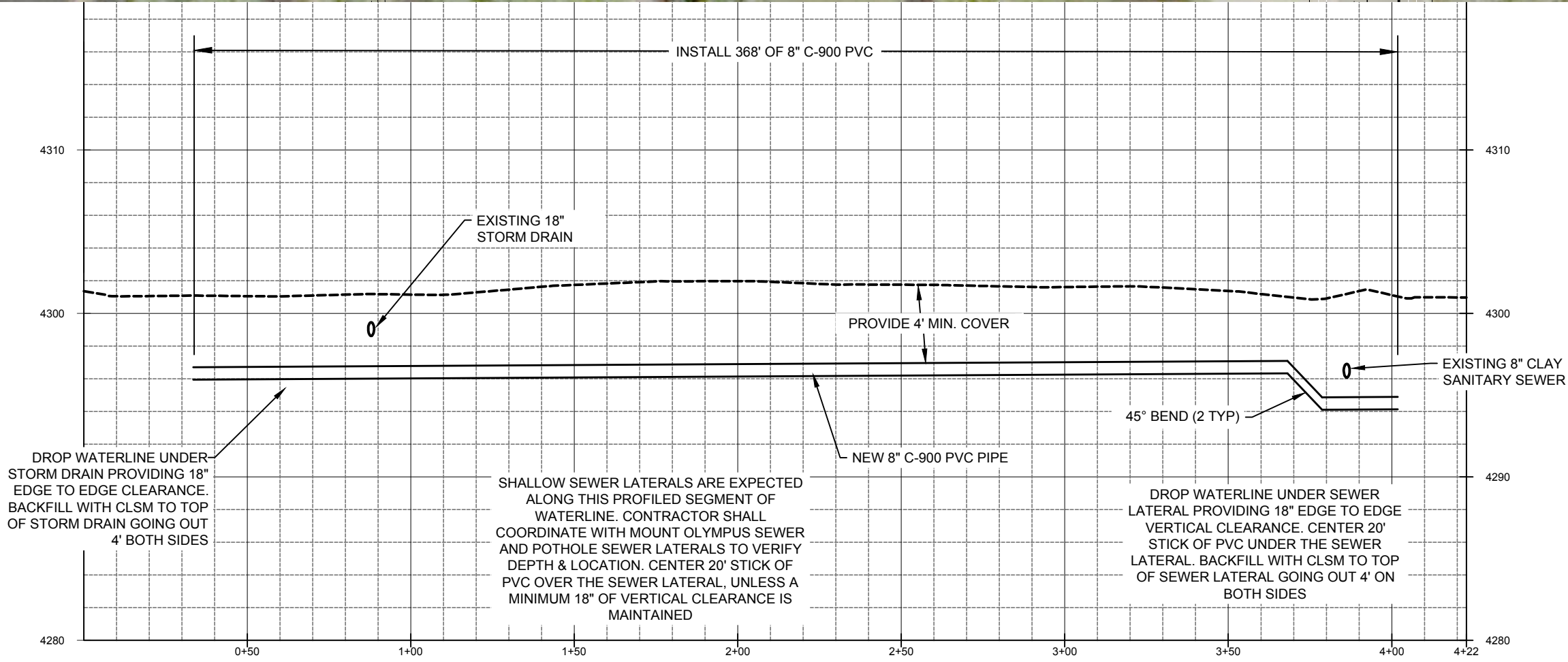
ZONE	REV.	DESCRIPTION	BY	DATE	APP.



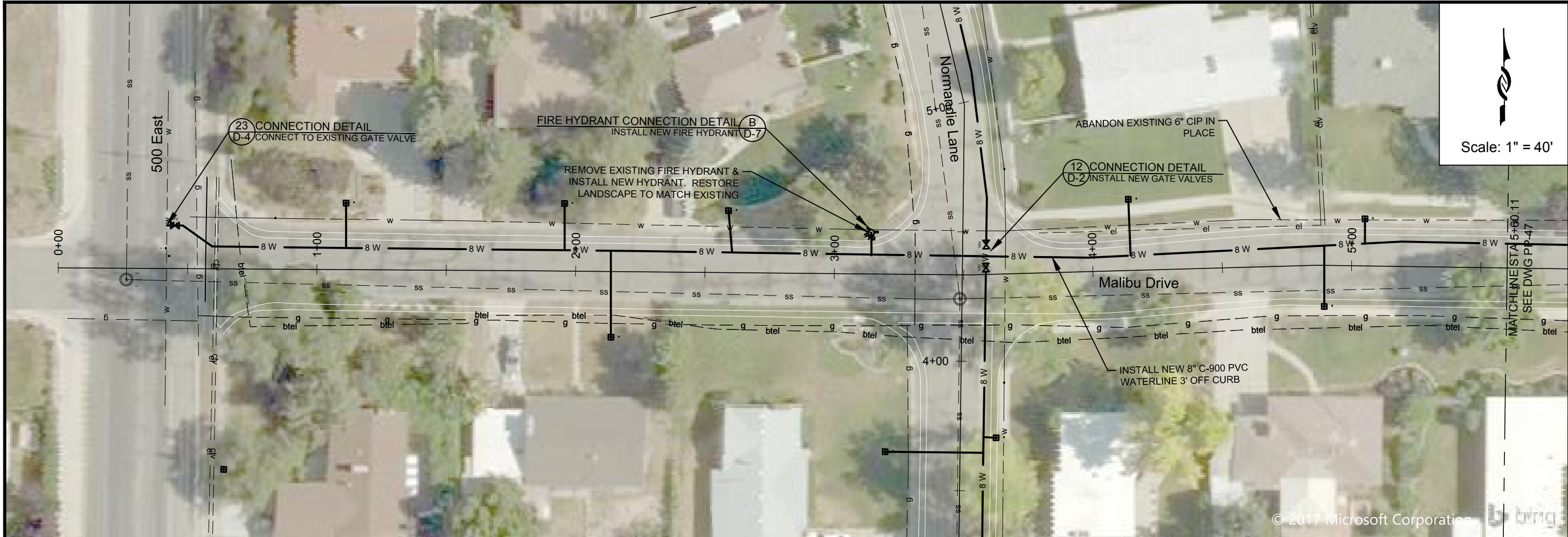
DESIGN: KEVIN RUBOW
 DRAFTER: TODD M PETERSON
 PROJ. MGR: KEVIN RUBOW
 DATE: 3/1/17

Jordan Valley Water Conservancy District
 8215 SOUTH 1300 WEST
 WEST JORDAN, UTAH 84098
 PHONE (801) 565-4300

PIPELINE REPLACEMENTS 2017
 730 EAST -1
 PROJECT NUMBER: 4035
 DRAWING NUMBER: PP-45
 SHEET NUMBER: 48 OF 69



1:\PIPELINE\DISTRIUTION SYSTEM\4035 2017 MURRAY PIPELINE REPLACEMENTS\2 ENGINEERING\DWGS\4035 XREFS\4035 BASE NEW LAYERED.DWG 164.00M



Scale: 1" = 40'

ZONE	REV.	DESCRIPTION	BY	DATE	APP.

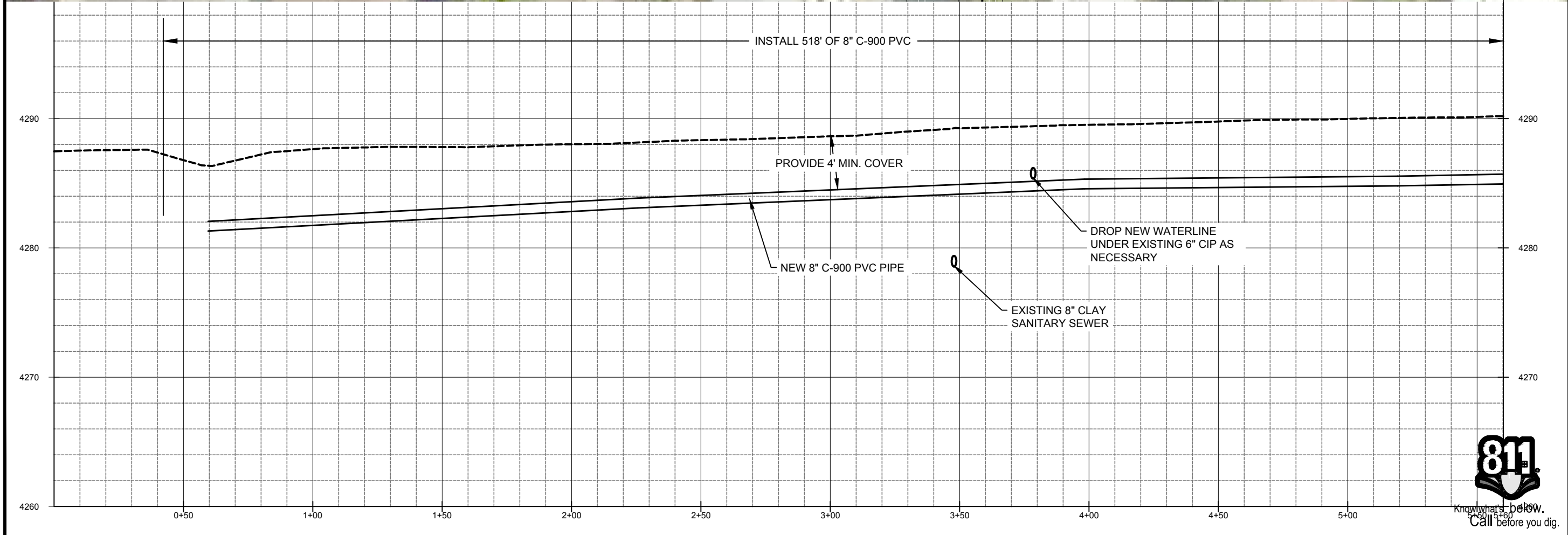


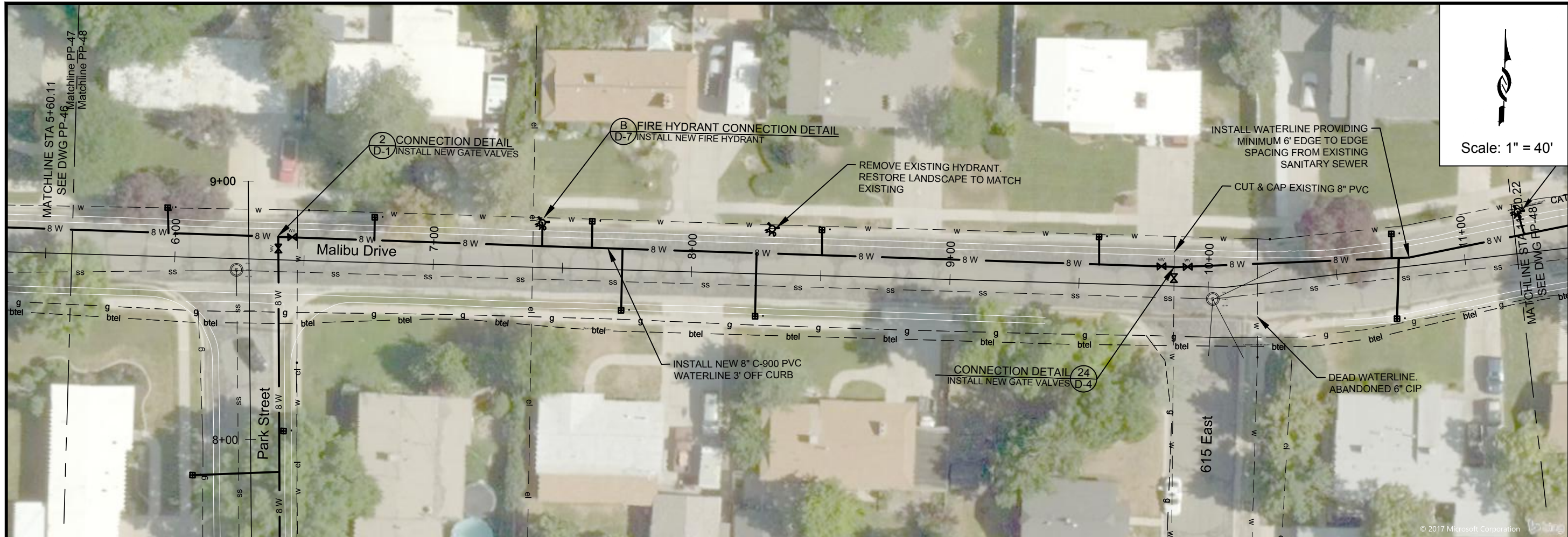
DESIGN: KEVIN RUBOW
 DRAFTER: TODD M PETERSON
 PROJ. MGR: KEVIN RUBOW
 DATE: 3/1/17

Jordan Valley Water
 Conservancy District
 8215 SOUTH 1300 WEST
 WEST JORDAN, UTAH 84088
 PHONE (801) 565-4300

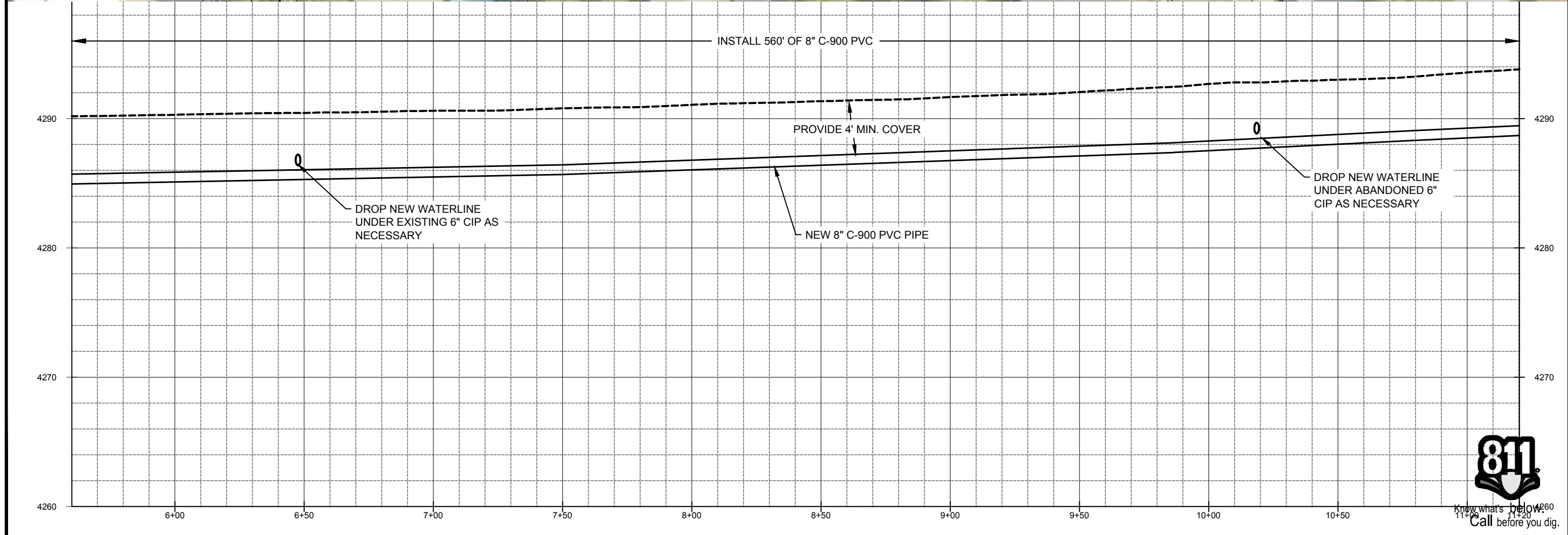
PIPELINE REPLACEMENTS 2017
 MALIBU DRIVE -1

PROJECT NUMBER: 4035
 DRAWING NUMBER: PP-46
 SHEET NUMBER: 49 OF 69



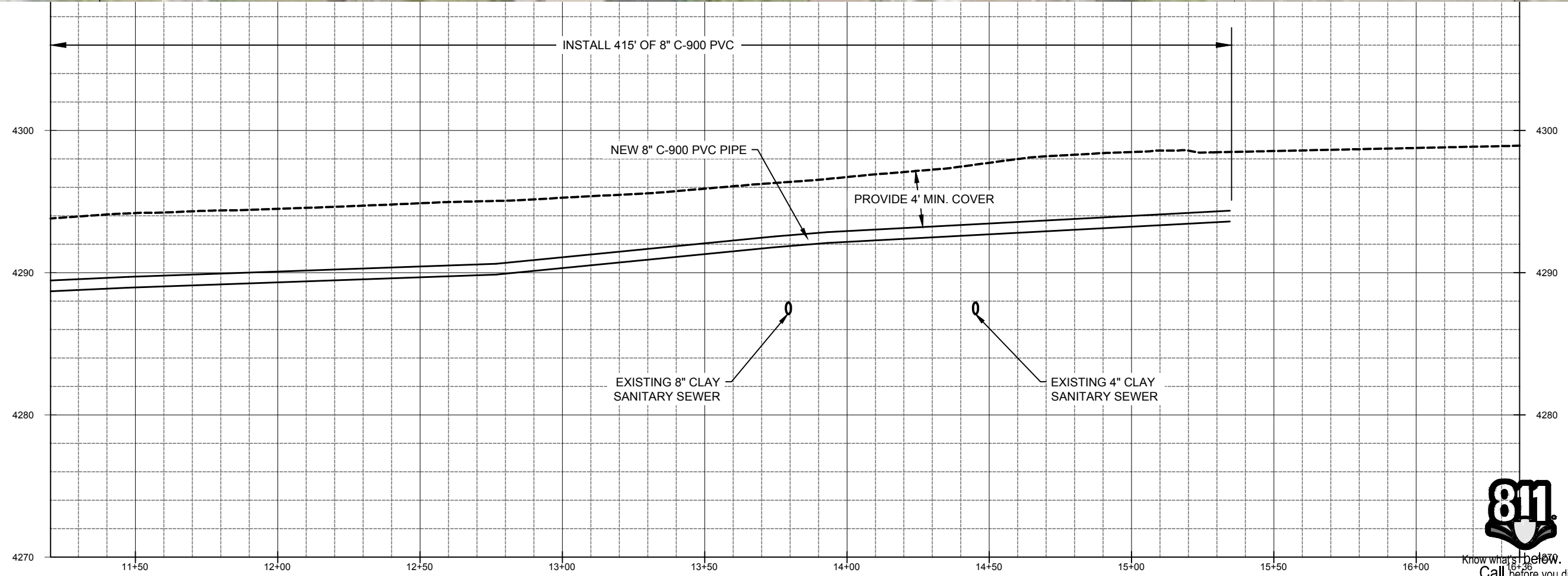
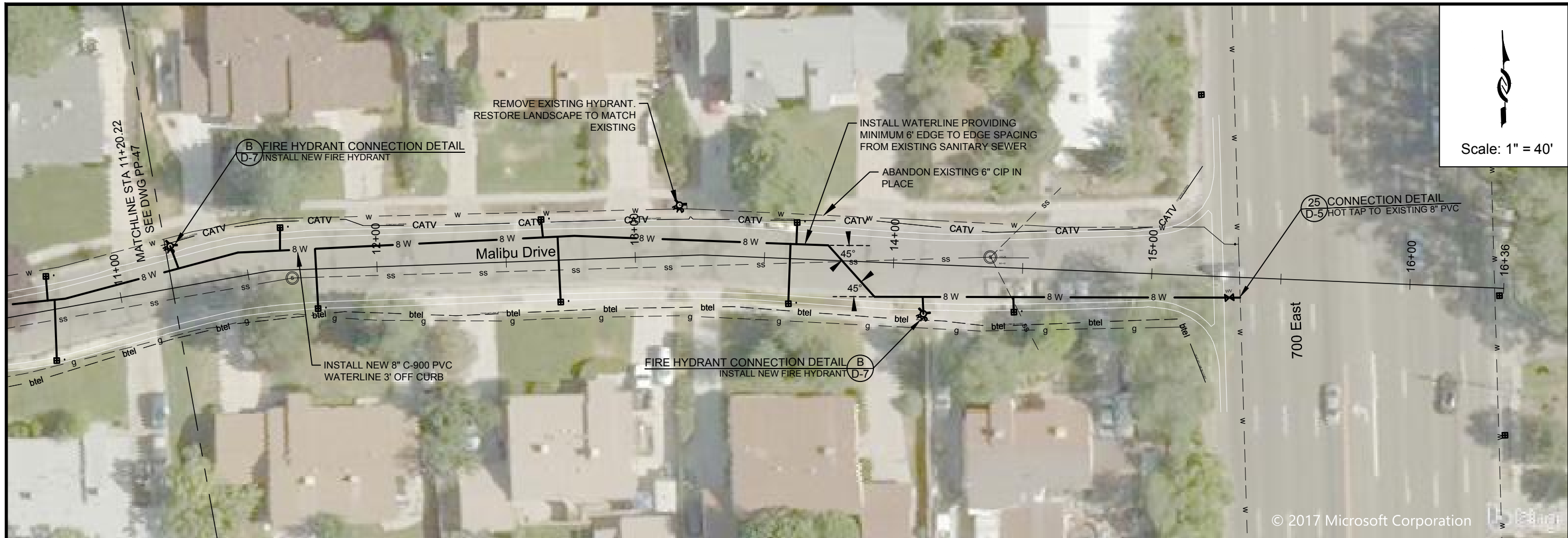


Scale: 1" = 40'



811
Know what's below.
Call before you dig.

DATE	APP
BY	DESCRIPTION
ZONE	REV
DESIGN:	KEVIN RUBOW
DRAFTER:	TODD M PETERSON
PROJ. MGR:	KEVIN RUBOW
DATE:	3/1/17
Jordan Valley Water Conservancy District 8215 SOUTH 1300 WEST WEST JORDAN, UTAH 84088 PHONE (801) 565-4300	
PIPELINE REPLACEMENTS 2017 MALIBU DRIVE -2	
PROJECT NUMBER	4035
DRAWING NUMBER	PP-47
SHEET NUMBER	50 OF 69



ZONE	REV.	DESCRIPTION	BY	DATE	APP.

LINE IS 1/8" INCH AT 11x17 SIZE SHEET

DESIGN: KEVIN RUBOW
 DRAFTER: TODD M PETERSON
 PROJ. MGR: KEVIN RUBOW
 DATE: 3/1/17

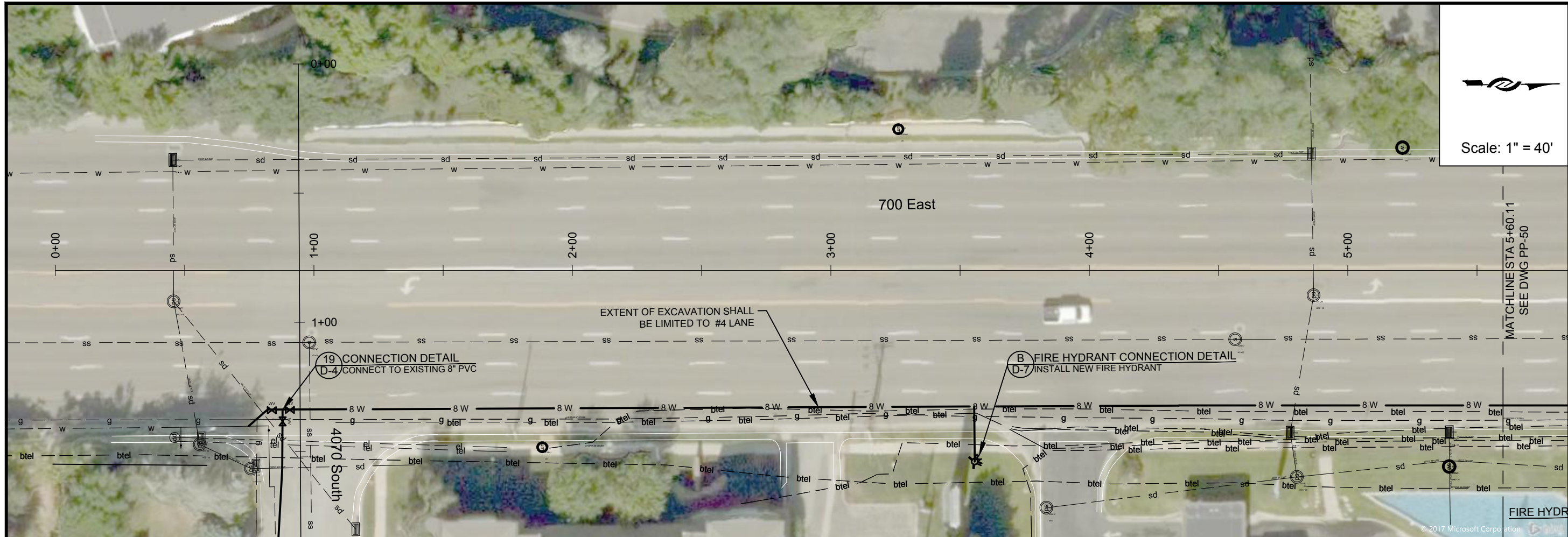
Jordan Valley Water
 Conservancy District
 8215 SOUTH 1300 WEST
 WEST JORDAN, UTAH 84088
 PHONE (801) 565-4300

PIPELINE REPLACEMENTS 2017
 MALIBU DRIVE -3

PROJECT NUMBER: 4035
 DRAWING NUMBER: PP-48
 SHEET NUMBER: 51 OF 69

Know what's below. Call before you dig.

1:\PIPELINE\DISTRIUTION SYSTEM\4035 2017 MURRAY PIPELINE REPLACEMENTS\2 ENGINEERING\DWGS\4035 XREFS\4035 BASE NEW LAYERED.DWG 164.00M

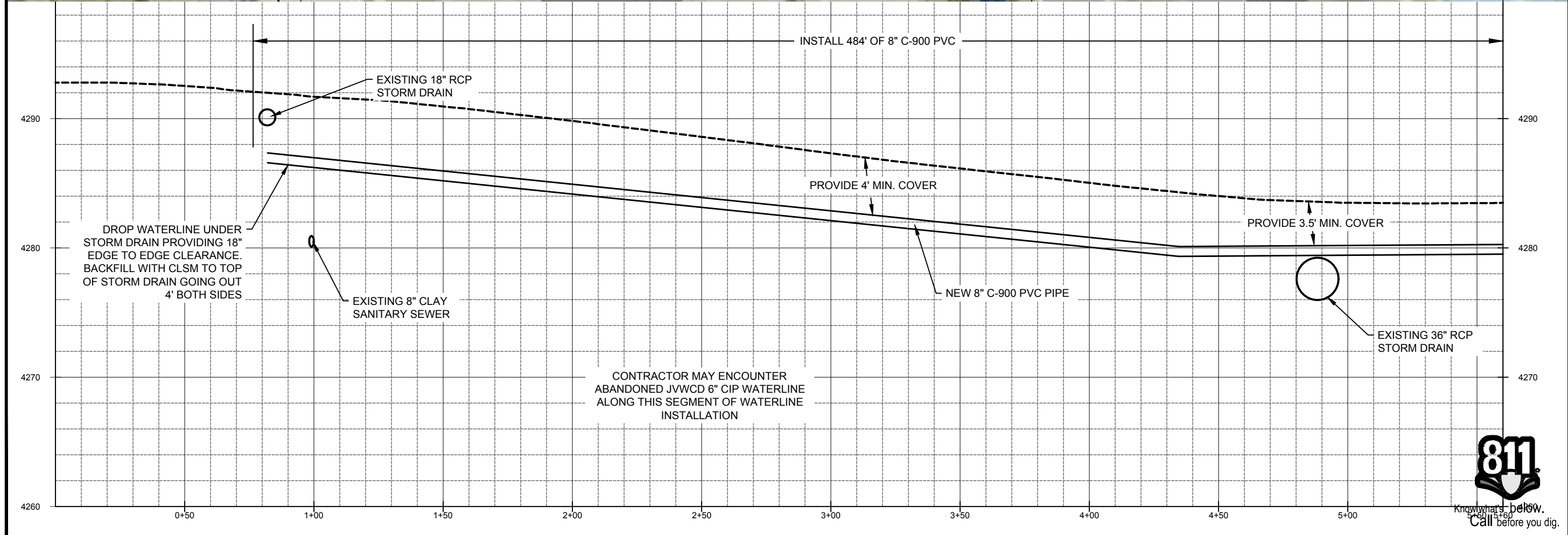


Scale: 1" = 40'

ZONE	REV.	DESCRIPTION	BY	DATE	APP.

DESIGN: KEVIN RUBOW
 DRAFTER: TODD M PETERSON
 PROJ. MGR: KEVIN RUBOW
 DATE: 3/1/17

Jordan Valley Water
 Conservancy District
 8215 SOUTH 1300 WEST
 WEST JORDAN, UTAH 84088
 PHONE (801) 565-4300



PIPELINE REPLACEMENTS 2017
 700 EAST (N) -1

PROJECT NUMBER
4035

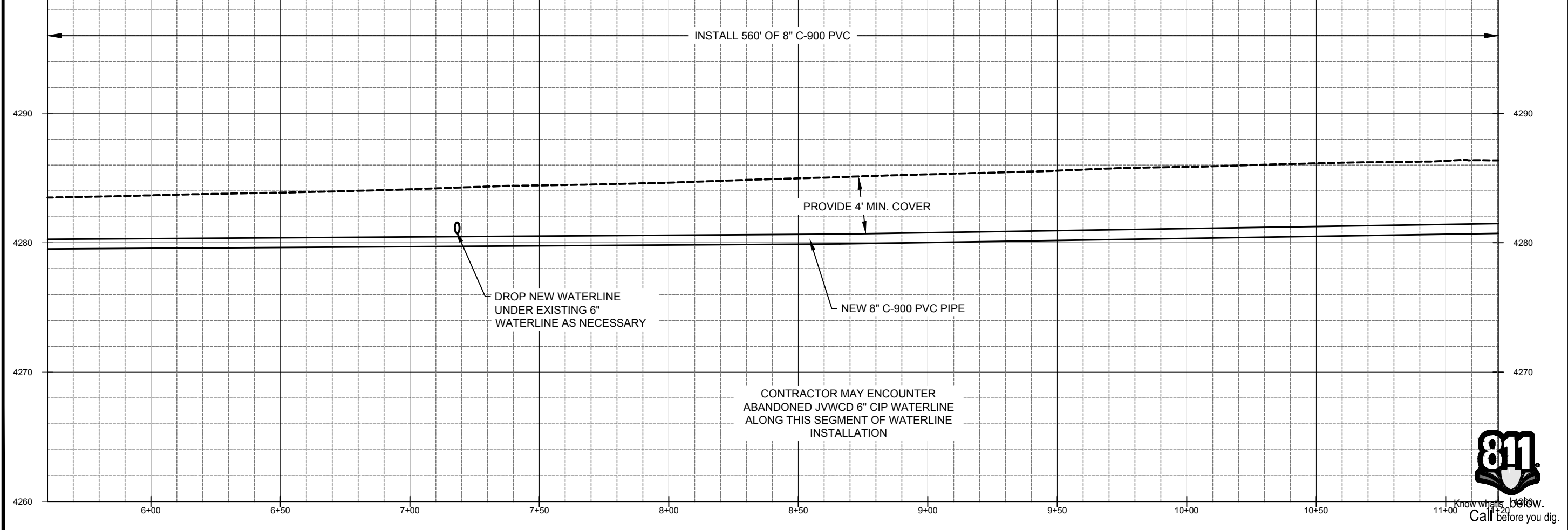
DRAWING NUMBER
PP-49

SHEET NUMBER
52 OF 69





Scale: 1" = 40'



ZONE	REV.	DESCRIPTION	BY	DATE	APP.

DESIGN: KEVIN RUBOW
 DRAFTER: TODD M PETERSON
 PROJ. MGR: KEVIN RUBOW
 DATE: 3/1/17

PROFESSIONAL ENGINEER
 01586992202
 TRAVIS PALL
 CHRISTENSEN
 UTAH STATE

Jordan Valley Water
 Conservancy District
 8215 SOUTH 1300 WEST
 WEST JORDAN, UTAH 84088
 PHONE (801) 565-4300

PIPELINE REPLACEMENTS 2017
 700 EAST (N) - 2

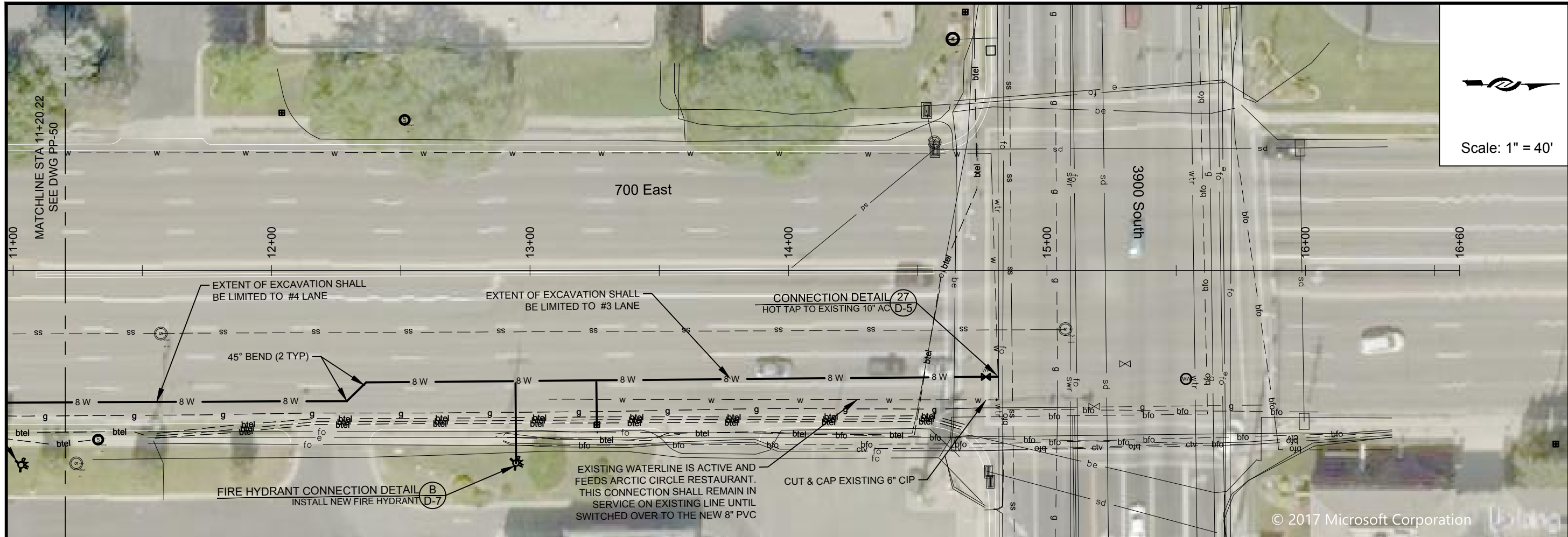
PROJECT NUMBER
 4035

DRAWING NUMBER
 PP-50

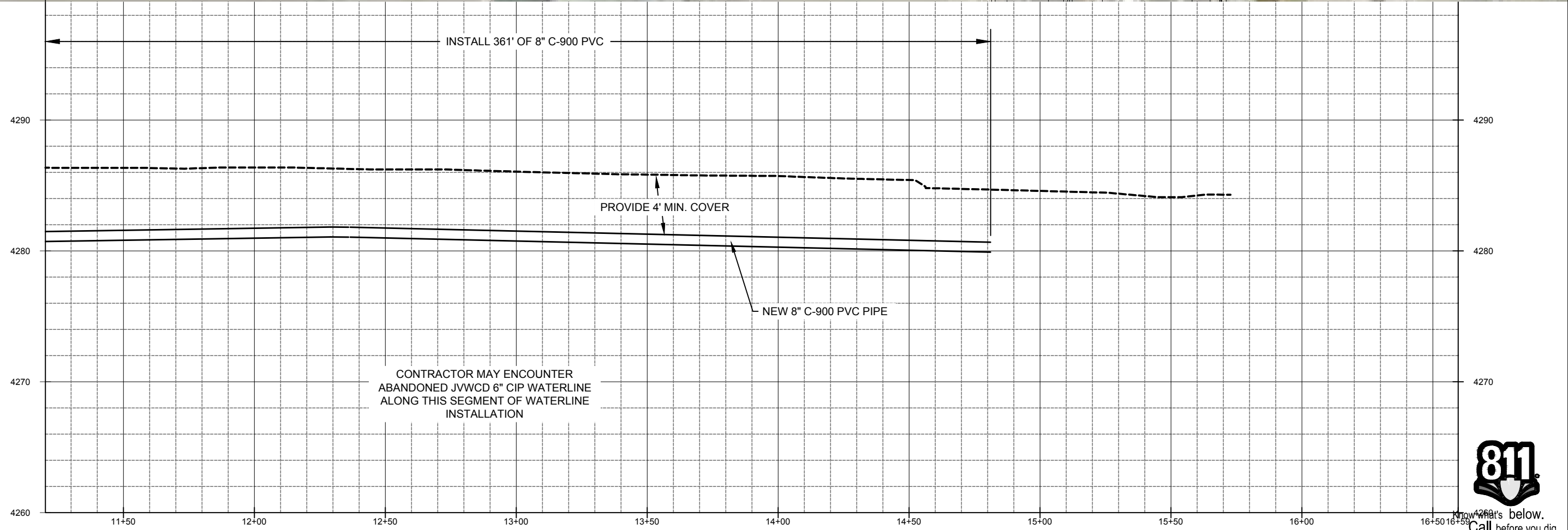
SHEET NUMBER
 53 OF 69

811 Know what's below. Call before you dig.

1:\PIPELINE\DISTRIUTION SYSTEM\4035 2017 MURRAY PIPELINE REPLACEMENTS\2 ENGINEERING\DWGS\4035 XREFS\4035 BASE NEW LAYERED.DWG 164.00M



Scale: 1" = 40'



PROJECT NUMBER	4035
DRAWING NUMBER	PP-51
SHEET NUMBER	54 OF 69

PIPELINE REPLACEMENTS 2017
700 EAST (N) -3

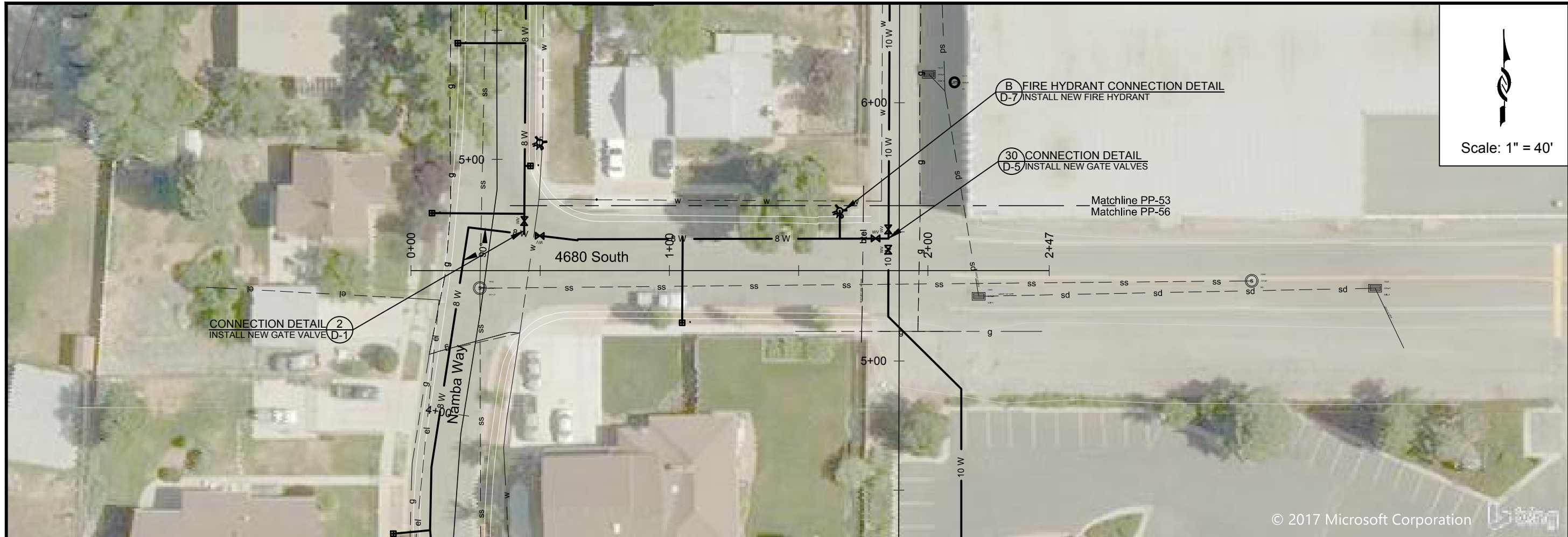
Jordan Valley Water Conservancy District
8215 SOUTH 1300 WEST
WEST JORDAN, UTAH 84088
PHONE (801) 565-4300

DESIGN: KEVIN RUBOW
DRAFTER: TODD M PETERSON
PROJ. MGR: KEVIN RUBOW
DATE: 3/1/17

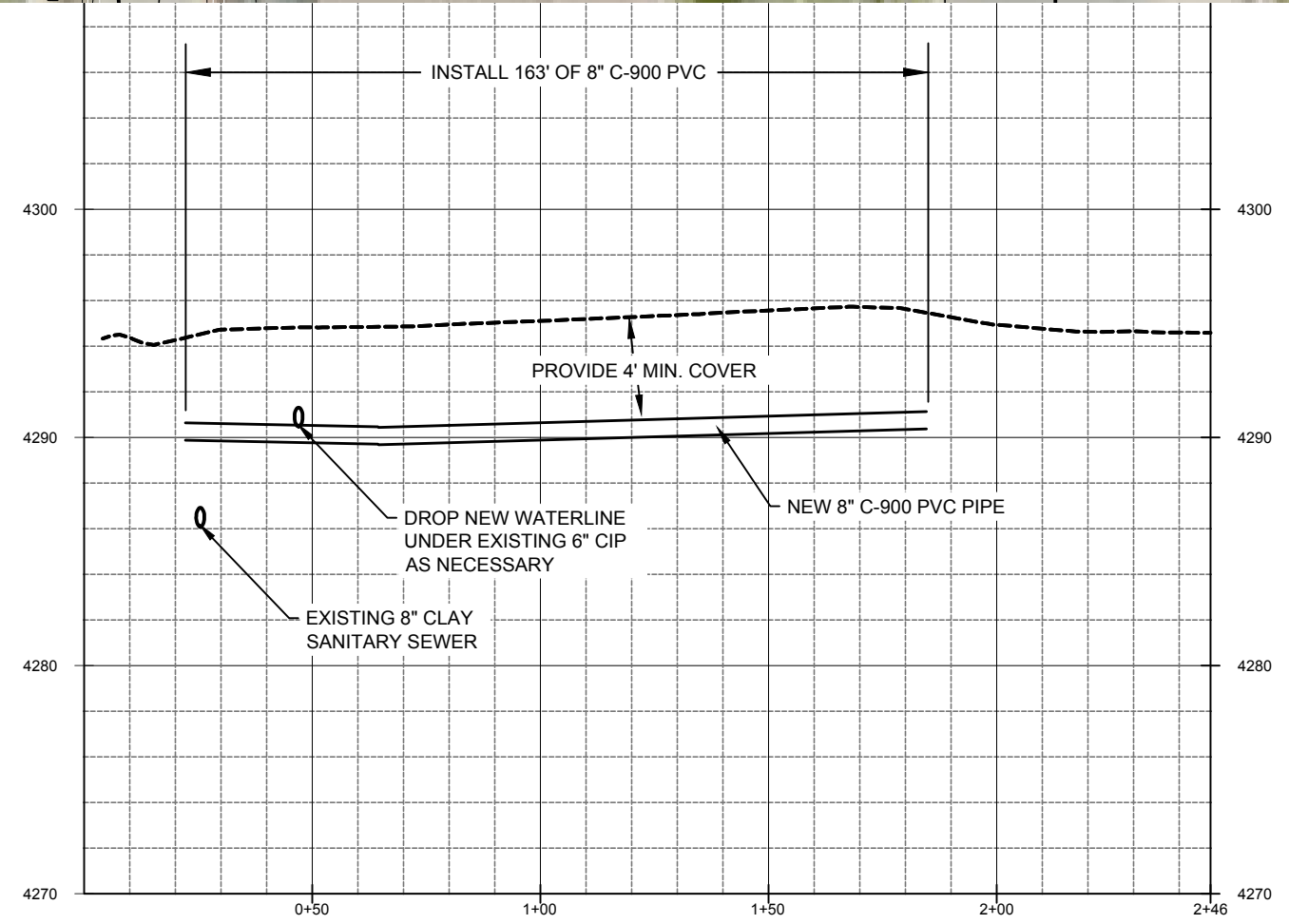
REGISTRATION ENGINEER
01586992202
TRAVIS PALL
CHRISTENSEN
STATE OF UTAH

LINE IS 1/8" AT 11X17 SIZE SHEET

DATE APP BY



Scale: 1" = 40'



PROJECT NUMBER	4035
DRAWING NUMBER	PP-52
SHEET NUMBER	55 OF 69

PIPELINE REPLACEMENTS 2017
4680 SOUTH

Jordan Valley Water Conservancy District
8215 SOUTH 1300 WEST
WEST JORDAN, UTAH 84088
PHONE (801) 565-4300

DESIGN: KEVIN RUBOW
DRAFTER: TODD M PETERSON
PROJ. MGR: KEVIN RUBOW
DATE: 3/1/17

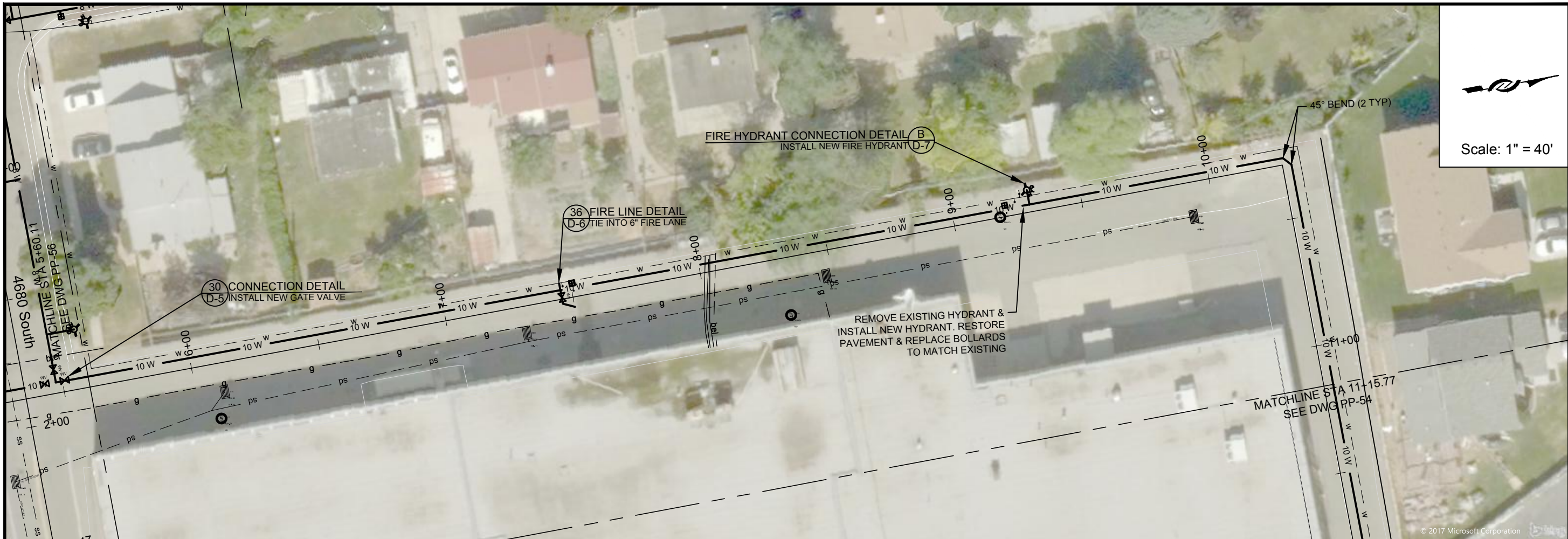
REGISTRATION ENGINEER
01586692202
TRAVIS PALL
CHRISTENSEN
STATE

LINE IS 1/8" INCH AT 1/4" SIZE SHEET

ZONE	REV.	DESCRIPTION	BY	DATE	APP.

© 2017 Microsoft Corporation

1:\PIPELINE\DISTRIUTION SYSTEM\4035 2017 MURRAY PIPELINE REPLACEMENTS\2 ENGINEERING\DWGS\4035 XREFS\4035 BASE NEW LAYERED.DWG 164.00M



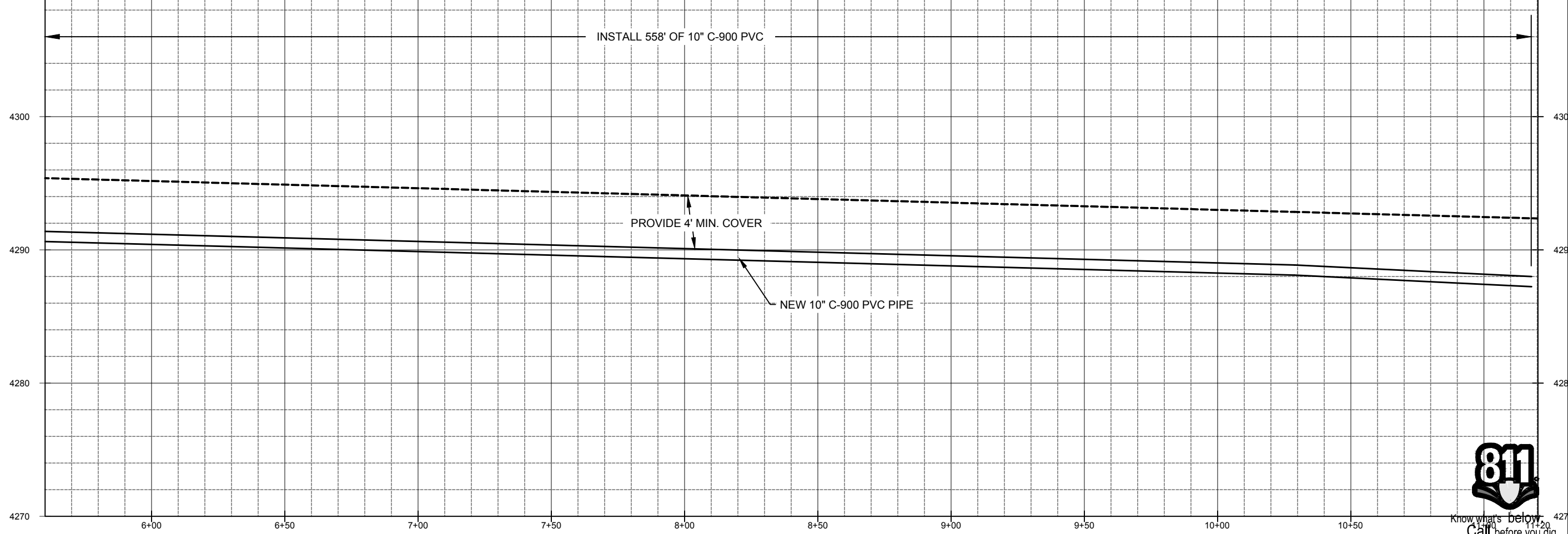
Scale: 1" = 40'

ZONE	REV.	DESCRIPTION	BY	DATE	APP.

LINE IS 1/4" INCH
 AT 11X17 SIZE SHEET

DESIGN: KEVIN RUBOW
 DRAFTER: TODD M PETERSON
 PROJ. MGR: KEVIN RUBOW
 DATE: 3/1/17

TRAVIS PALL
 ENGINEER
 UTAH STATE BOARD OF PROFESSIONAL ENGINEERS
 STATE EXPIRES: 12/31/2022



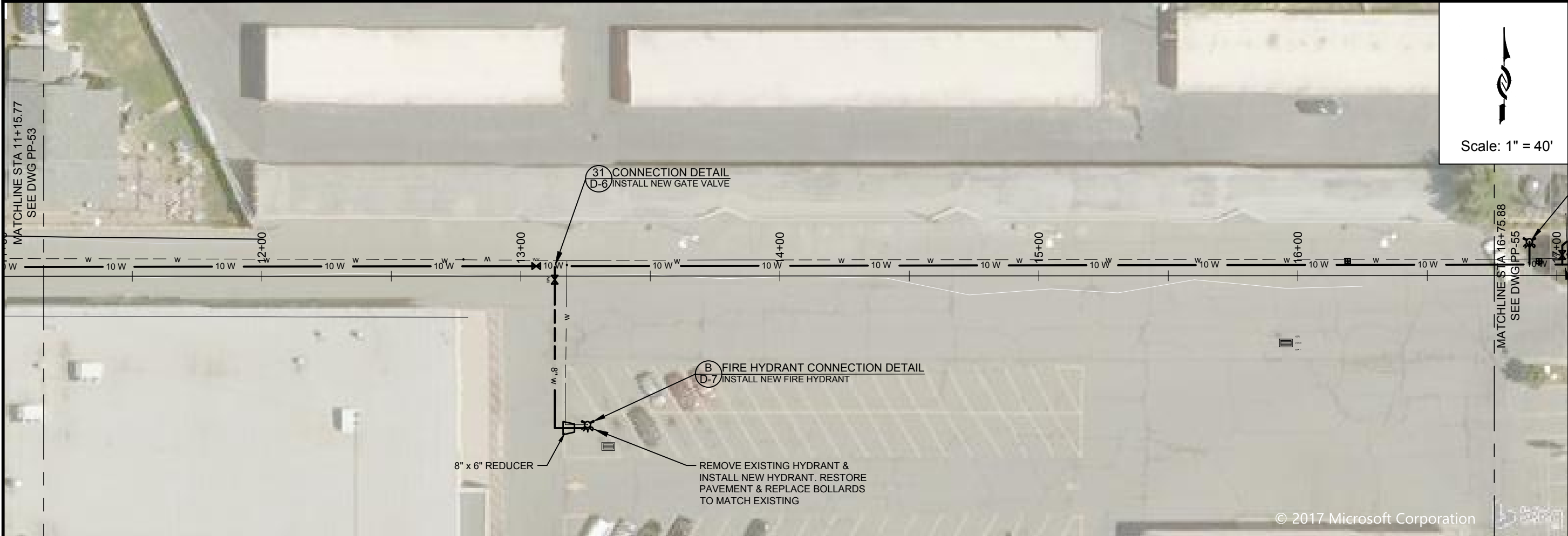
Jordan Valley Water
 Conservancy District
 8215 SOUTH 1300 WEST
 WEST JORDAN, UTAH 84088
 PHONE (801) 565-4300

PIPELINE REPLACEMENTS 2017
 K-MART -1

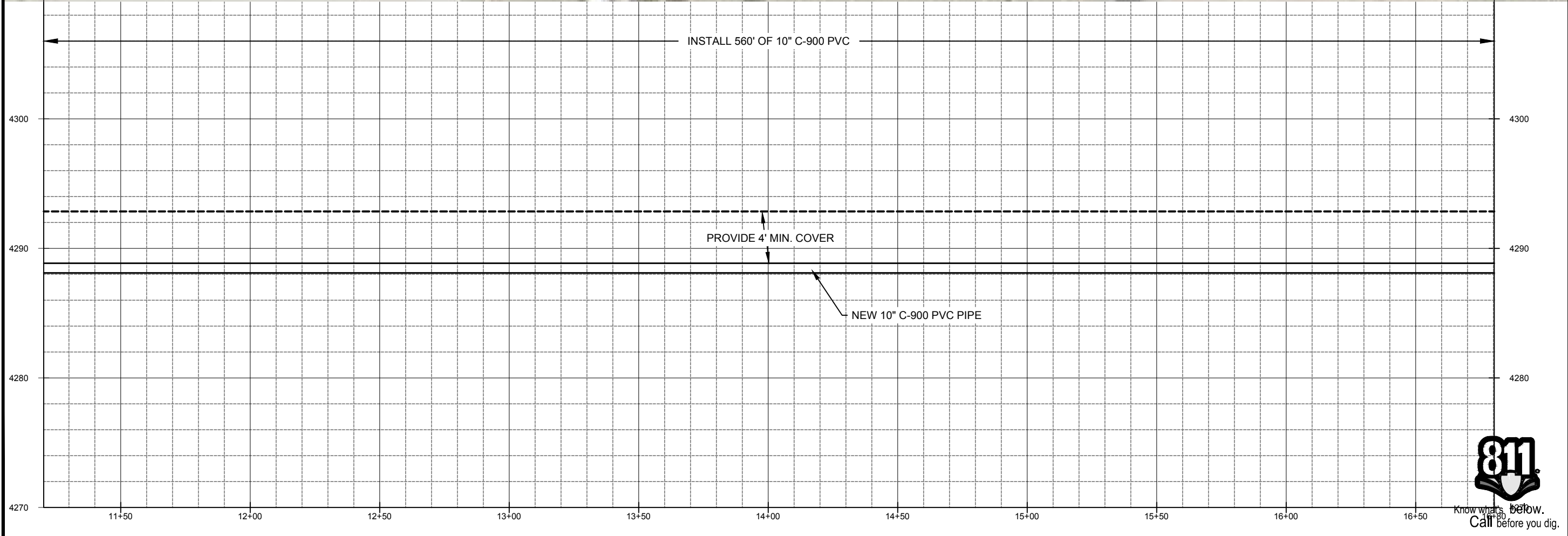
PROJECT NUMBER
4035
 DRAWING NUMBER
PP-53
 SHEET NUMBER
 56 OF 69



1:\PIPELINE\DISTRIBUTION SYSTEM\4035 2017 MURRAY PIPELINE REPLACEMENTS\2 ENGINEERING\DWG\4035_XREFS\4035 BASE NEW_LAYERED.DWG 164.00M



Scale: 1" = 40'



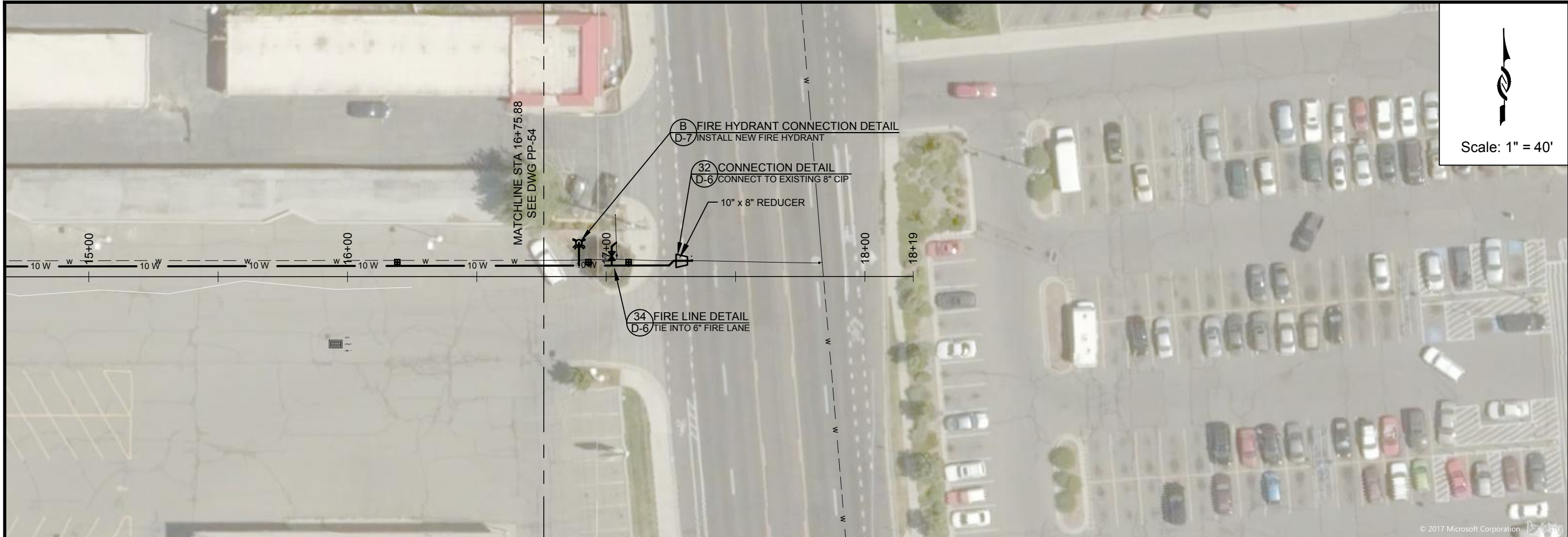
ZONE	PREV.	DESCRIPTION	BY	DATE	APP.

DESIGN:	KEVIN RUBOW
DRAFTER:	TODD M PETERSON
PROJ. MGR:	KEVIN RUBOW
DATE:	3/1/17

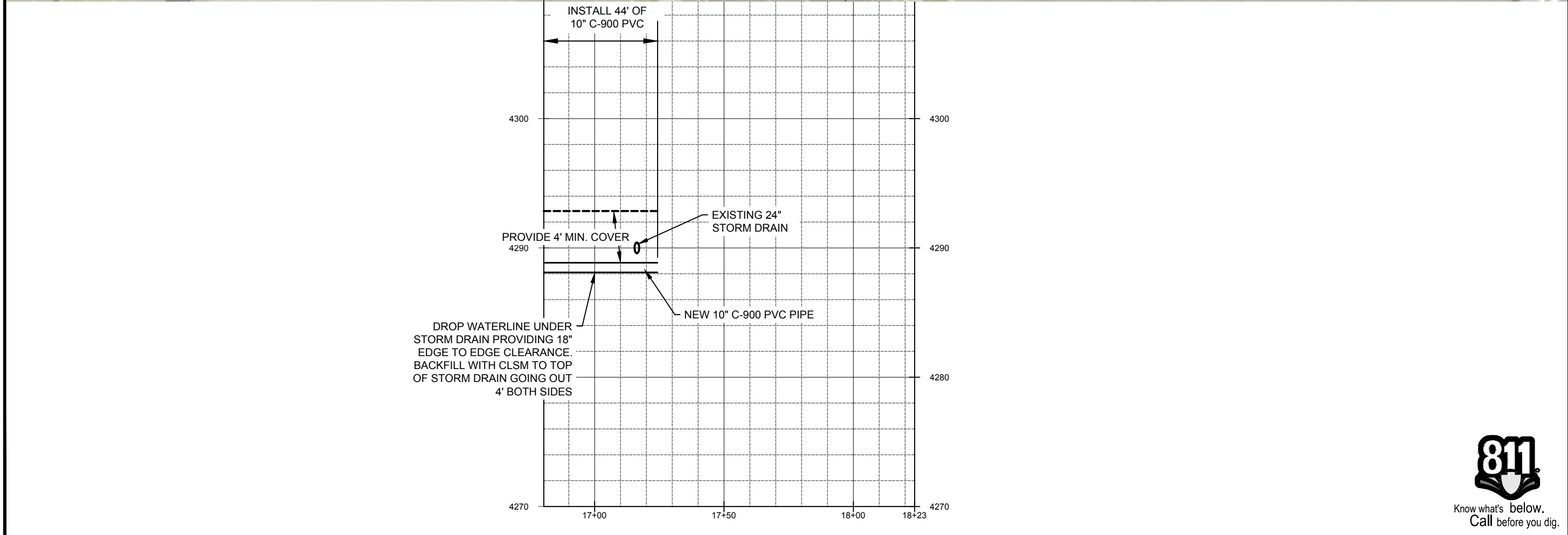
Jordan Valley Water
Conservancy District
8215 SOUTH 1300 WEST
WEST JORDAN, UTAH 84088
PHONE (801) 565-4300

PIPELINE REPLACEMENTS 2017
K-MART -2

PROJECT NUMBER	4035
DRAWING NUMBER	PP-54
SHEET NUMBER	57 OF 69

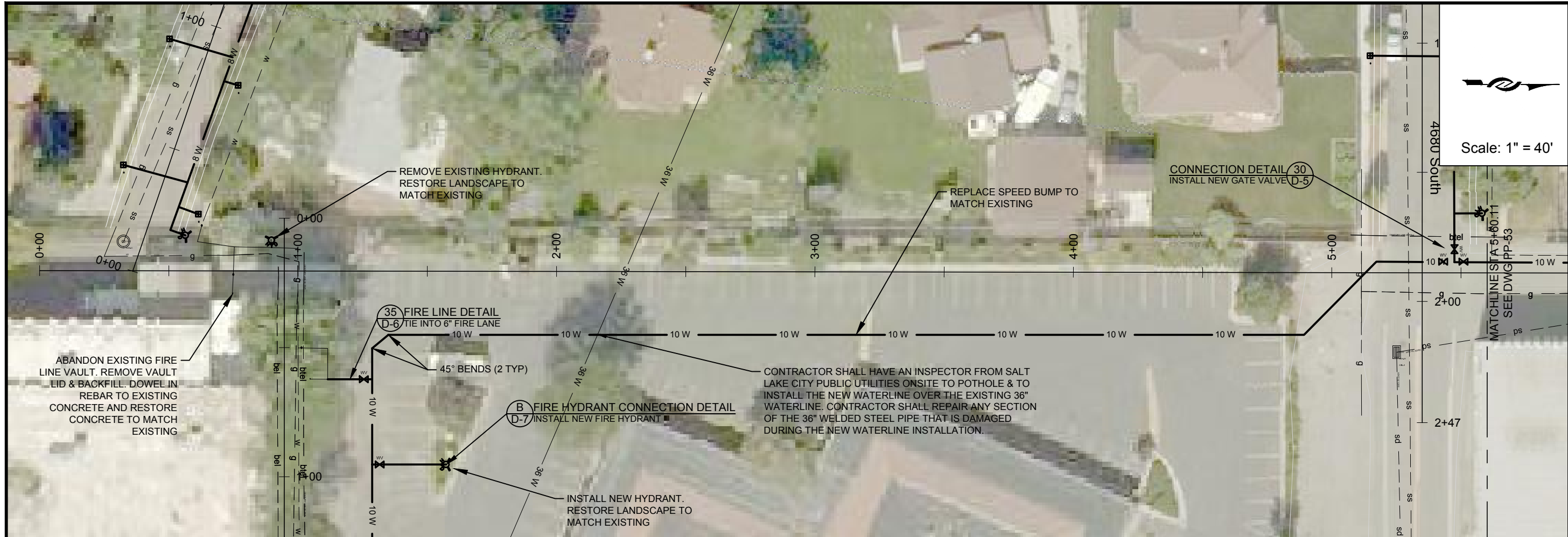


Scale: 1" = 40'



811
Know what's below.
Call before you dig.


PROJECT NUMBER	4035
DRAWING NUMBER	PP-55
SHEET NUMBER	58 OF 69
PIPELINE REPLACEMENTS 2017	
K-MART -3	
Jordan Valley Water Conservancy District 8215 SOUTH 1300 WEST WEST JORDAN, UTAH 84088 PHONE (801) 565-4300	
DESIGN: KEVIN RUBOW	
DRAFTER: TODD M PETERSON	
PROJ. MGR: KEVIN RUBOW	
DATE: 3/1/17	
REGISTRATION ENGINEER 01586992202 TRAVIS PALL CHRISTENSEN STATE OF UTAH	
ZONE	REV.
DESCRIPTION	BY
	DATE
	APP



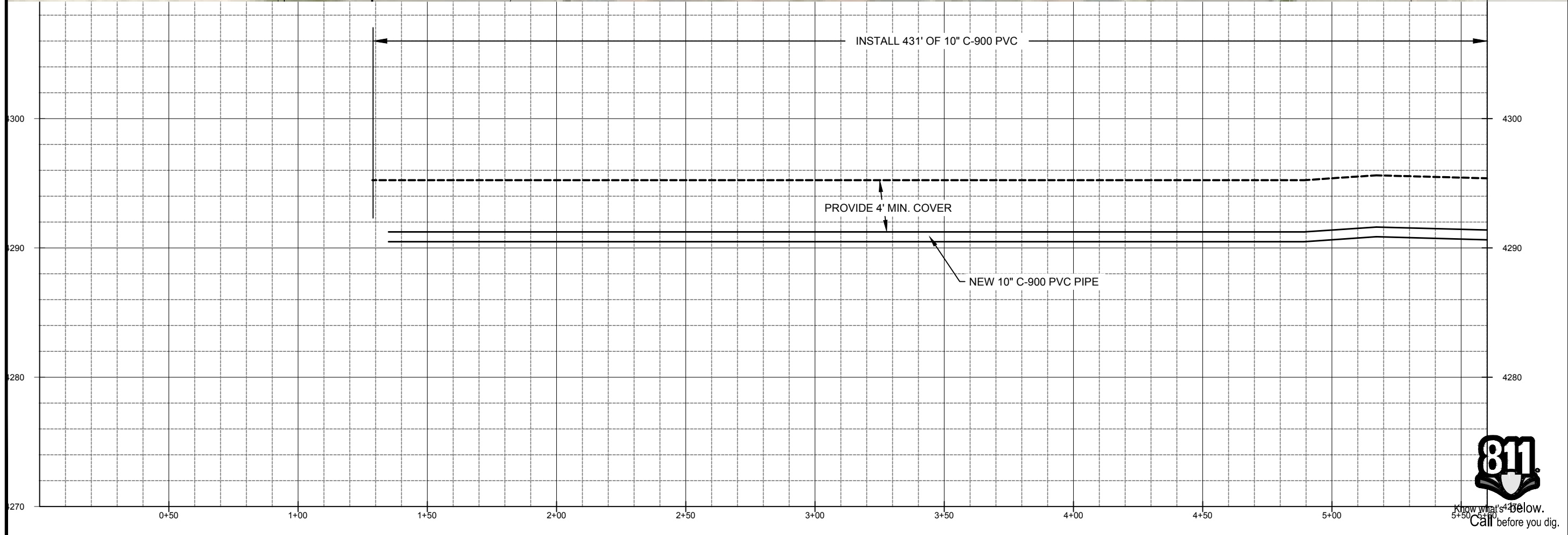
Scale: 1" = 40'



ZONE	REV.	DESCRIPTION	BY	DATE	APP.



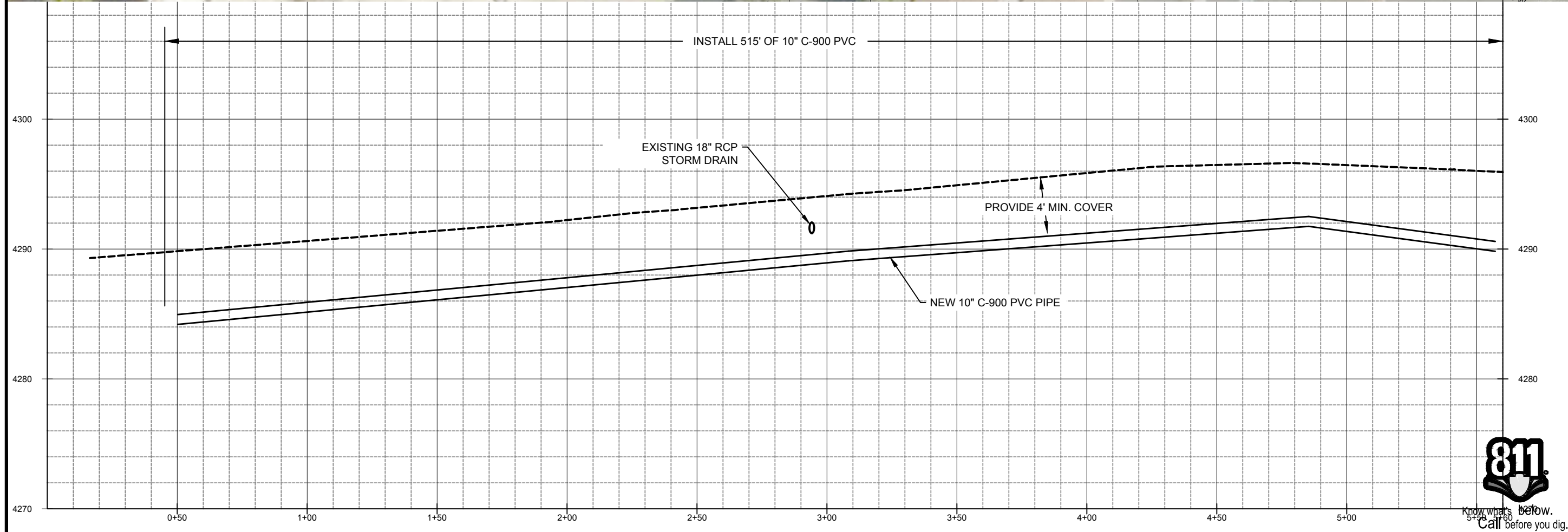
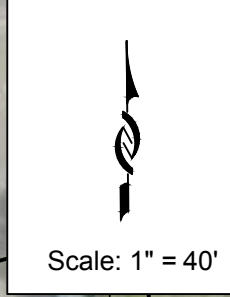
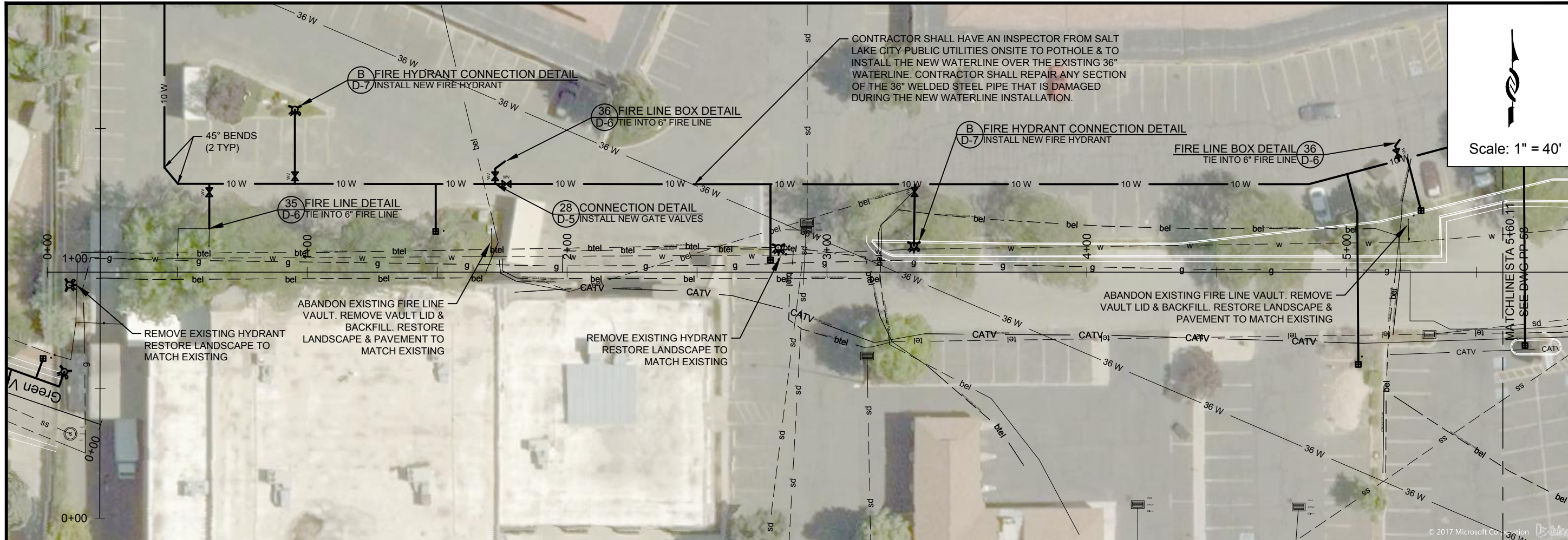
DESIGN: KEVIN RUBOW
 DRAFTER: TODD M PETERSON
 PROJ. MGR: KEVIN RUBOW
 DATE: 3/2/17



Jordan Valley Water
 Conservancy District
 8215 SOUTH 1300 WEST
 WEST JORDAN, UTAH 84098
 PHONE (801) 565-4300

PIPELINE REPLACEMENTS 2017
 IVY PLACE -1


PROJECT NUMBER: 4035
 DRAWING NUMBER: PP-56
 SHEET NUMBER: 59 OF 69

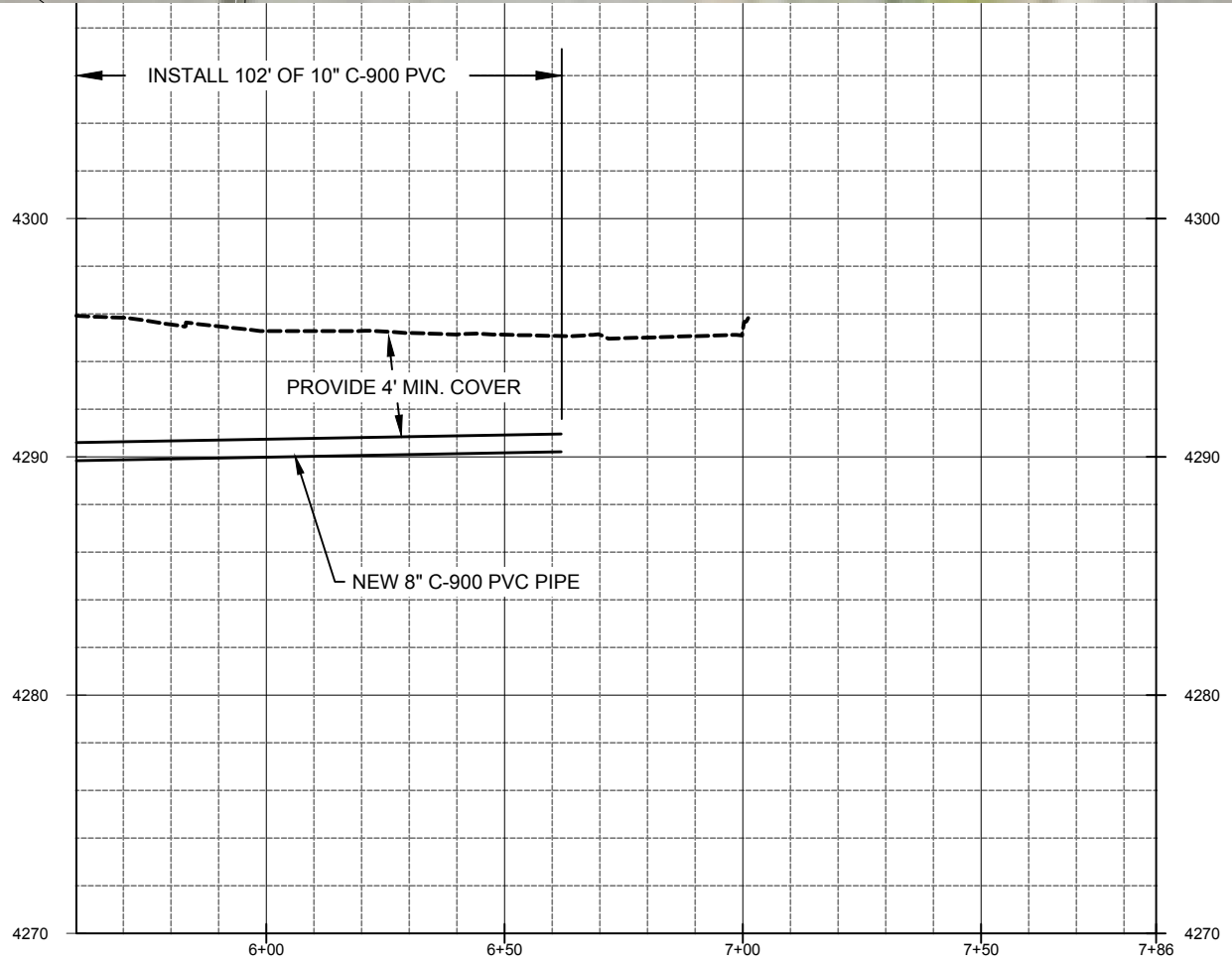


DESIGN: KEVIN RUBOW	DRAFTER: TODD M PETERSON					DATE: 3/1/17
<p style="font-size: 8px;">Jordan Valley Water Conservancy District 8915 SOUTH 1300 WEST WEST JORDAN, UTAH 84088 PHONE (801) 565-4300</p>						
PIPELINE REPLACEMENTS 2017 IVY PLACE -2						
PROJECT NUMBER: 4035						
DRAWING NUMBER: PP-57						
SHEET NUMBER: 60 OF 69						

1:\PIPELINE\DISTRIBUTION SYSTEM\4035 2017 MURRAY PIPELINE REPLACEMENTS\2 ENGINEERING\DWGS\4035 XREFS\4035 BASE NEW LAYERED.DWG 166.93M




 Scale: 1" = 40'



ZONE	REV.	DESCRIPTION	BY	DATE	APP.

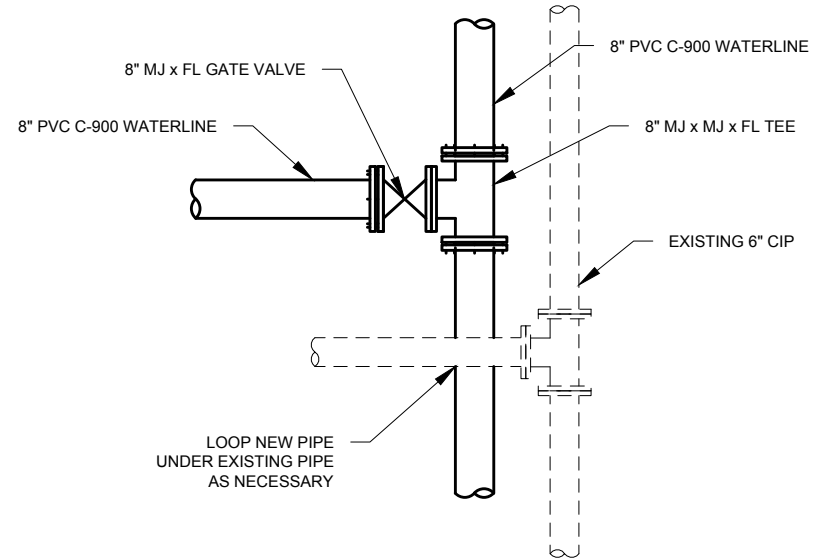


LINE IS 1/8" THICK
 AT 11"x17" SIZE SHEET
 DESIGN: KEVIN RUBOW
 DRAFTER: TODD M PETERSON
 PROJ. MGR: KEVIN RUBOW
 DATE: 3/2/17


 Jordan Valley Water
 Conservancy District
 8215 SOUTH 1300 WEST
 WEST JORDAN, UTAH 84088
 PHONE (801) 565-4300

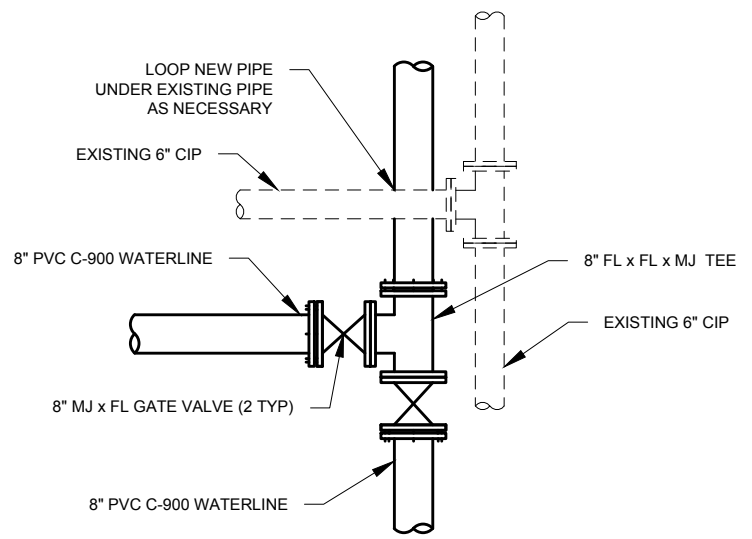
PIPELINE REPLACEMENTS 2017
 IVY PLACE -3
 PROJECT NUMBER
 4035
 DRAWING NUMBER
PP-58
 SHEET NUMBER
 61 OF 69





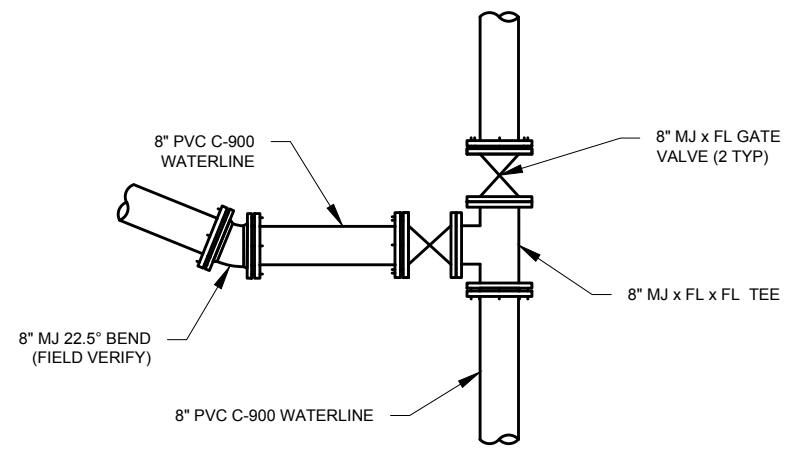
NOTES:
1. REFER TO DRAWING FOR VALVE & EXISTING PIPE ORIENTATION.

1 CONNECTION DETAIL
SCALE:NTS

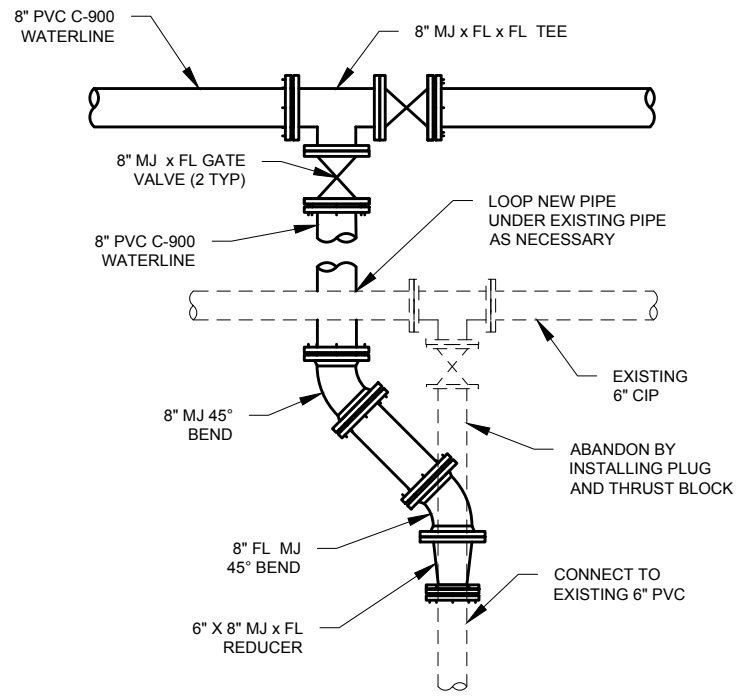


NOTES:
1. REFER TO DRAWING FOR VALVE & EXISTING PIPE ORIENTATION.

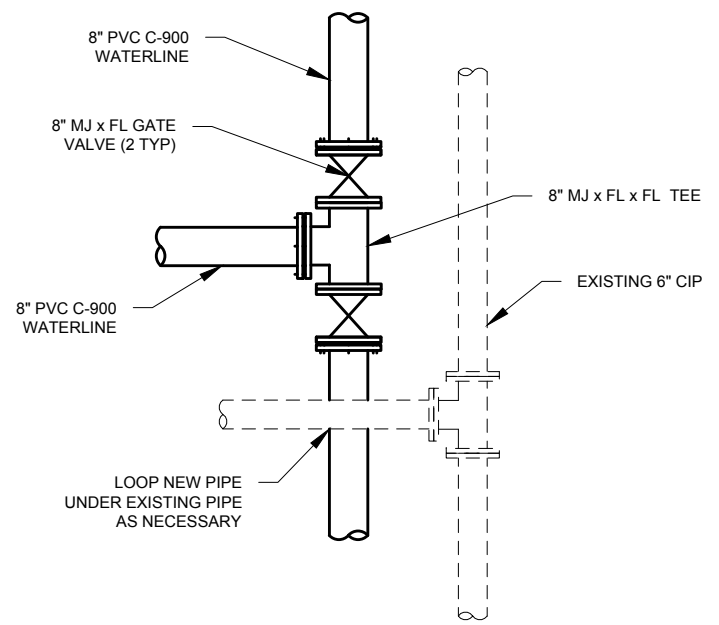
2 CONNECTION DETAIL
SCALE:NTS



3 CONNECTION DETAIL
SCALE:NTS

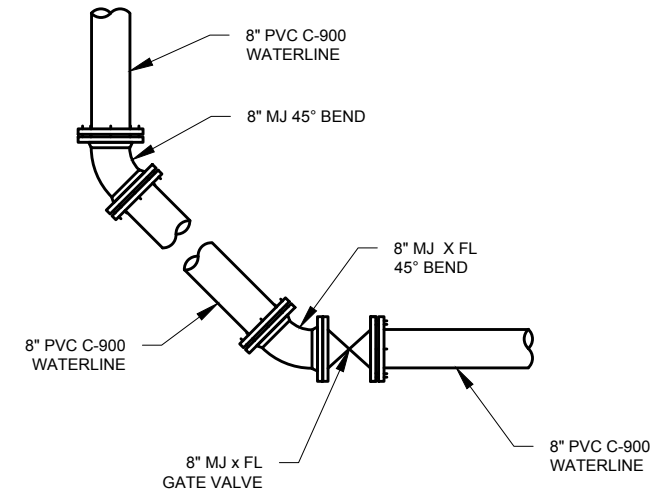


4 CONNECTION DETAIL
SCALE:NTS



NOTES:
1. REFER TO DRAWING FOR VALVE & EXISTING PIPE ORIENTATION.

5 CONNECTION DETAIL
SCALE:NTS



6 CONNECTION DETAIL
SCALE:NTS

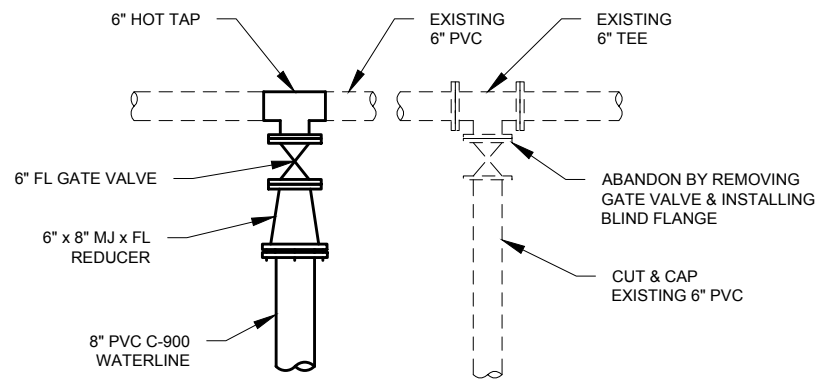
ZONE	REV.	DESCRIPTION	BY	DATE	APP.

DESIGN: KEVIN RUBOW
 DRAFTER: TODD M PETERSON
 PROJ. MGR: KEVIN RUBOW
 DATE: 3/1/17

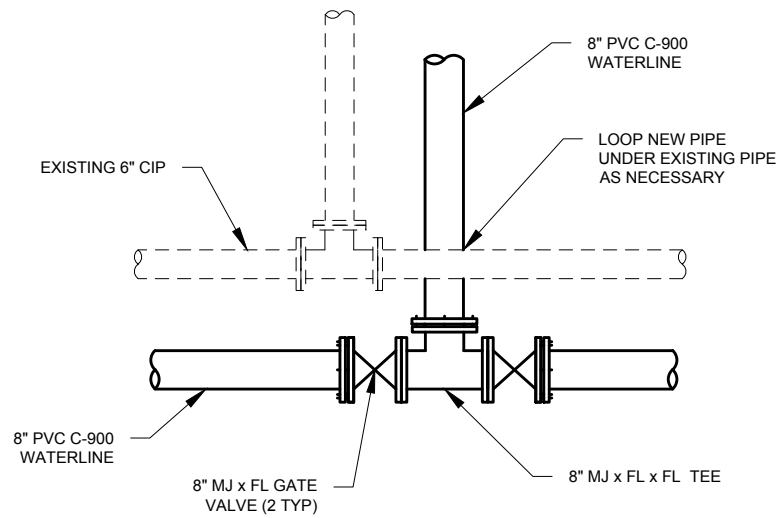
Jordan Valley Water
 Conservancy District
 8215 SOUTH 1300 WEST
 WEST JORDAN, UTAH 84088
 PHONE (801) 565-4300

PIPELINE REPLACEMENTS 2017
 PIPE DETAILS - 1

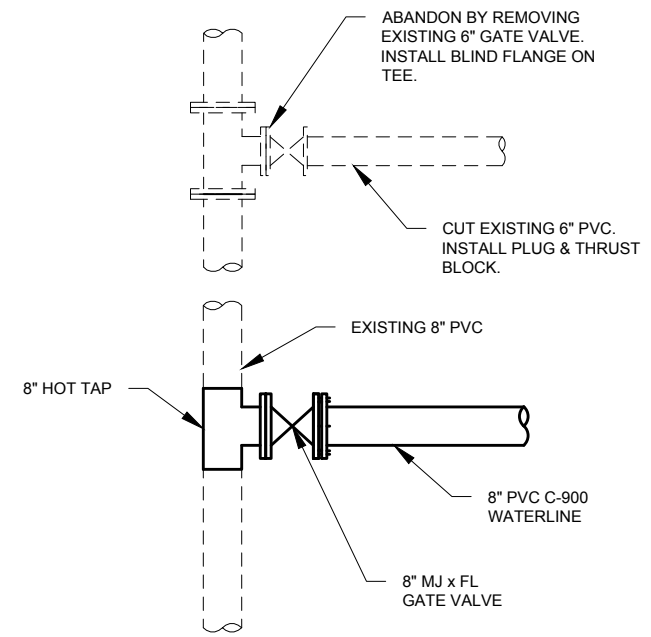
PROJECT NUMBER	4035
DRAWING NUMBER	D-1
SHEET NUMBER	62 OF 69



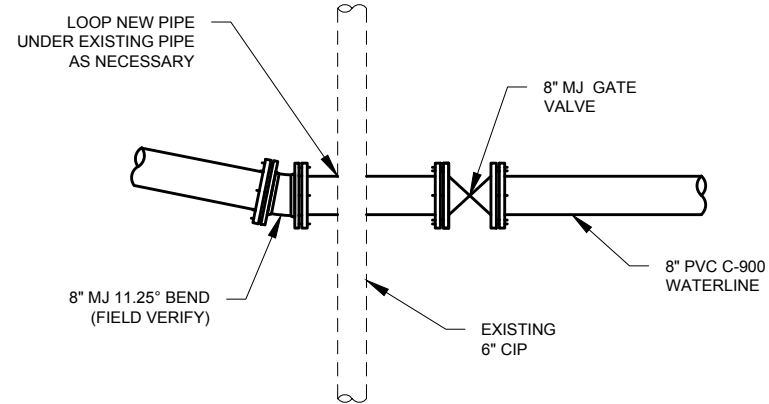
7 CONNECTION DETAIL
SCALE:NTS



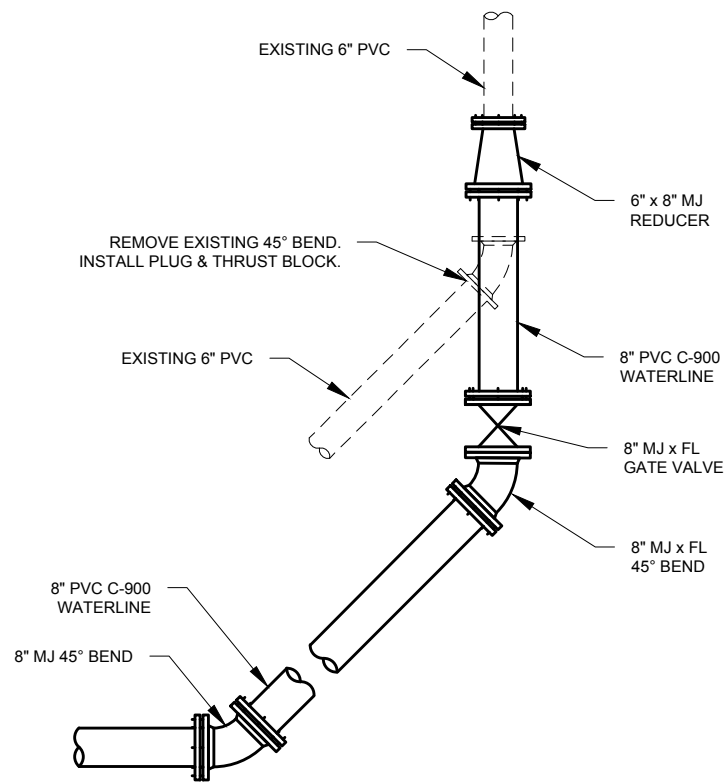
8 CONNECTION DETAIL
SCALE:NTS



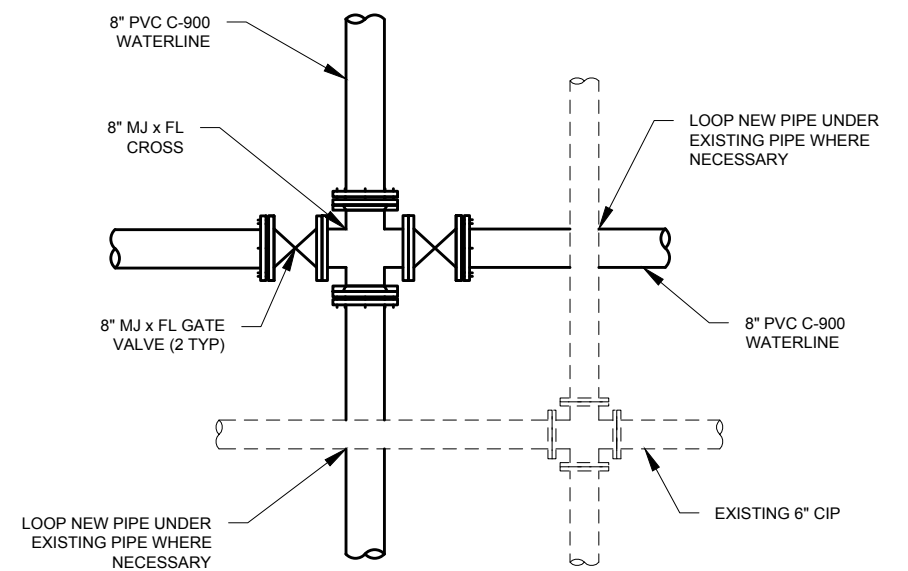
9 CONNECTION DETAIL
SCALE:NTS



10 CONNECTION DETAIL
SCALE:NTS



11 CONNECTION DETAIL
SCALE:NTS



12 CONNECTION DETAIL
SCALE:NTS

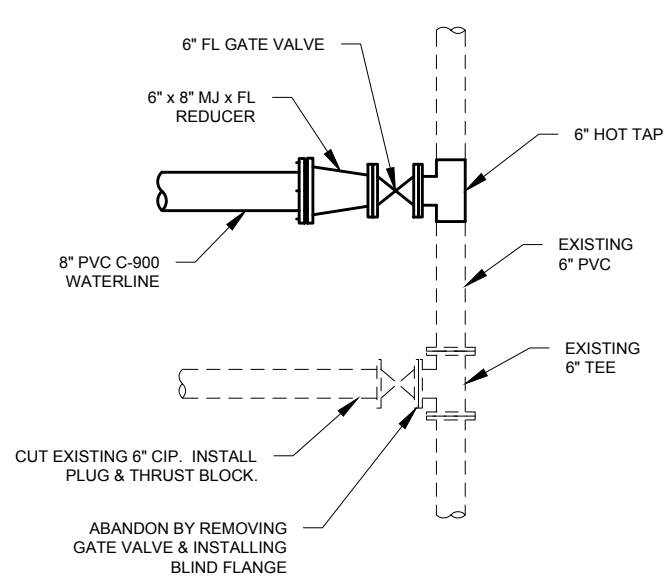


DESIGN: KEVIN RUBOW
DRAFTER: TODD M. PETERSON
PROJ. MGR: KEVIN RUBOW
DATE: 3/1/17

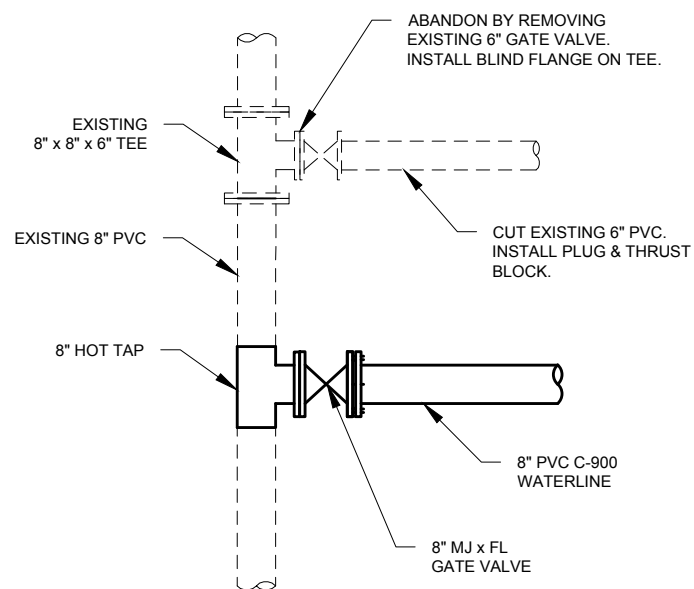
Jordan Valley Water
Conservancy District
8215 SOUTH 1300 WEST
WEST JORDAN, UTAH 84068
PHONE (801) 565-4300

PIPELINE REPLACEMENTS 2017
PIPE DETAILS - 2

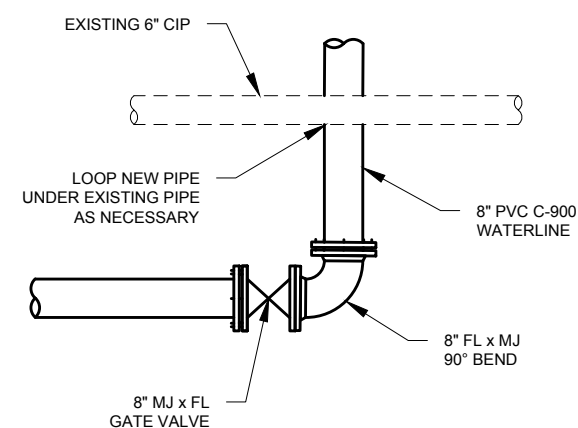
PROJECT NUMBER
4035
DRAWING NUMBER
D-2
SHEET NUMBER
63 OF 69



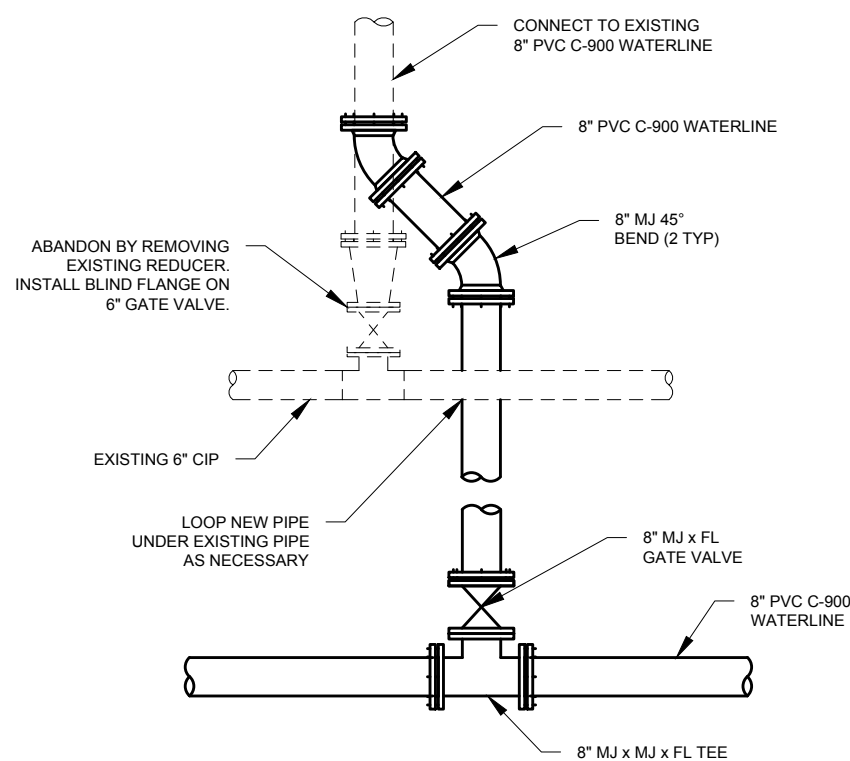
13 CONNECTION DETAIL
SCALE:NTS



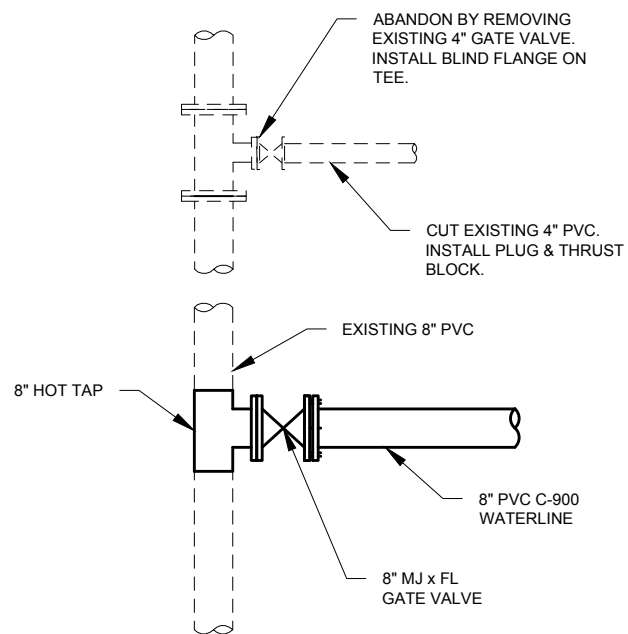
14 CONNECTION DETAIL
SCALE:NTS



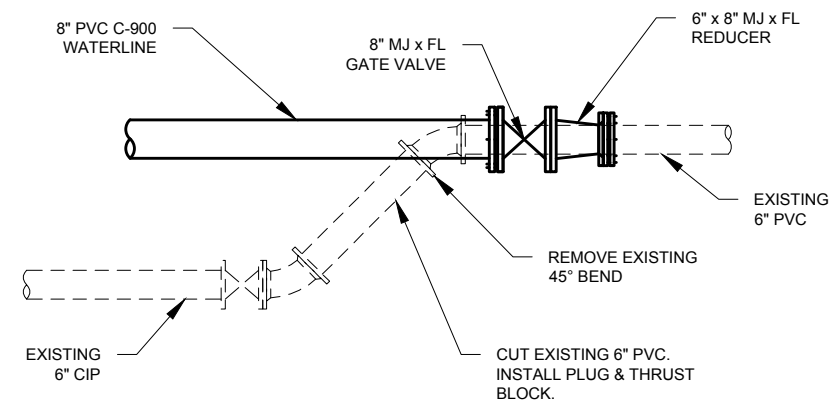
15 CONNECTION DETAIL
SCALE:NTS




16 CONNECTION DETAIL
SCALE:NTS



17 CONNECTION DETAIL
SCALE:NTS



18 CONNECTION DETAIL
SCALE:NTS

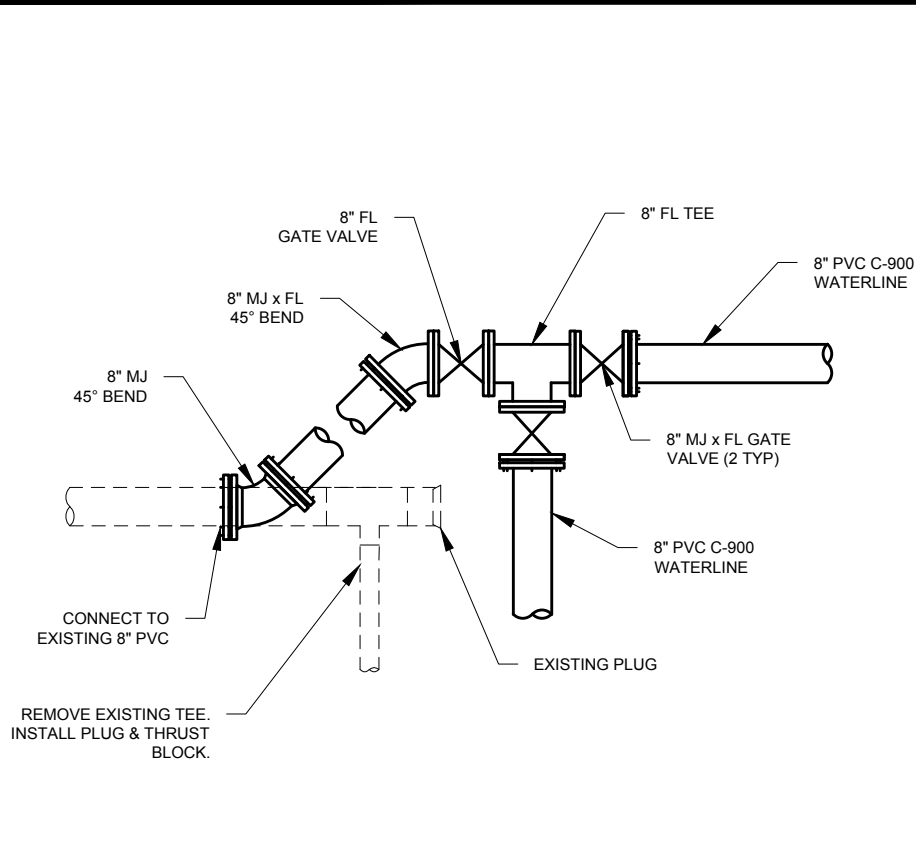


DESIGN: KEVIN RUBOW
DRAFTER: TODD M PETERSON
PROJ. MGR: KEVIN RUBOW
DATE: 3/1/17

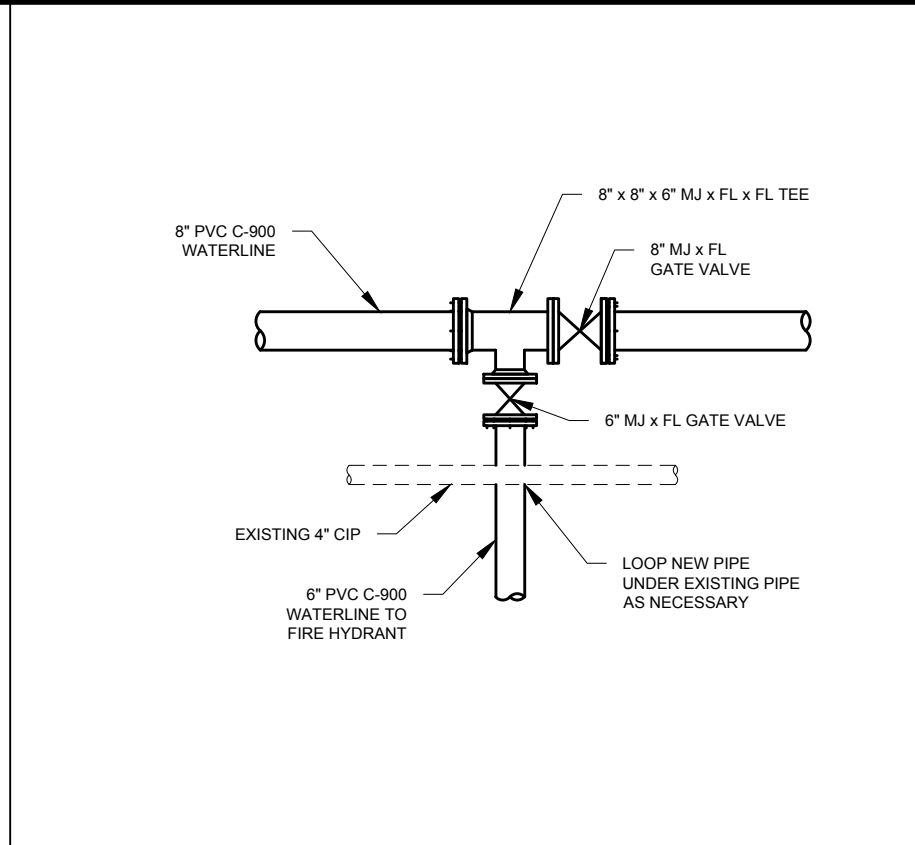
Jordan Valley Water Conservancy District
8215 SOUTH 1300 WEST
WEST JORDAN, UTAH 84088
PHONE (801) 565-4300

PIPELINE REPLACEMENTS 2017
PIPE DETAILS - 3

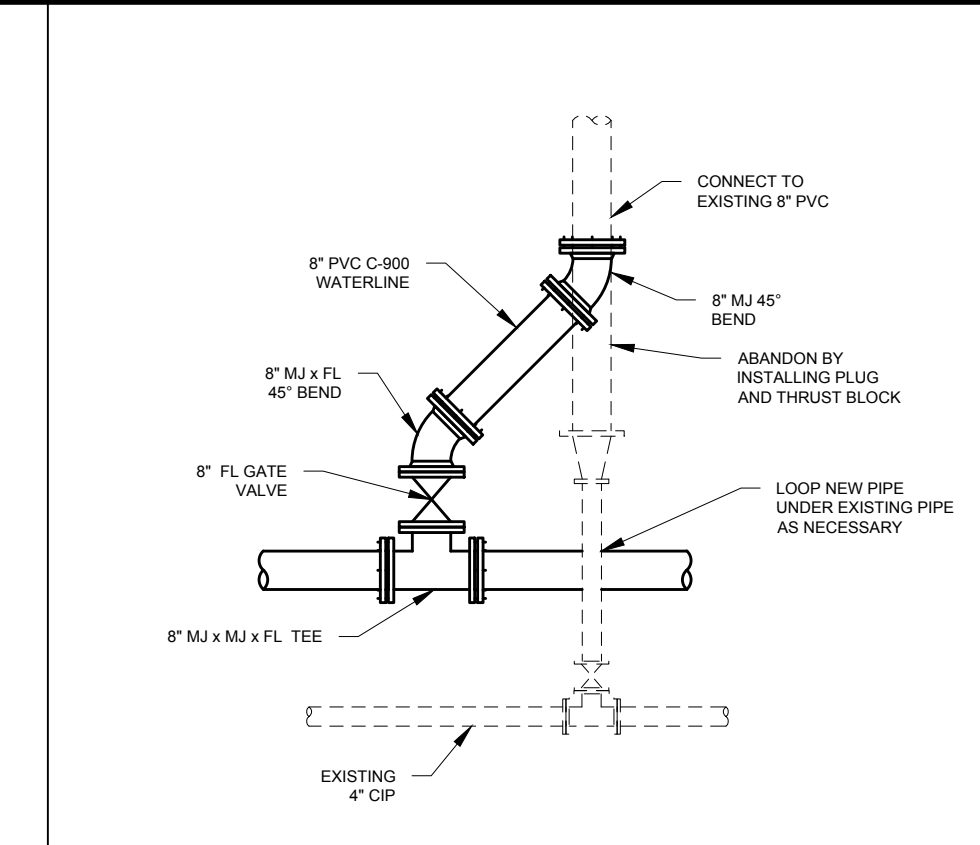
PROJECT NUMBER
4035
DRAWING NUMBER
D-3
SHEET NUMBER
64 OF 69



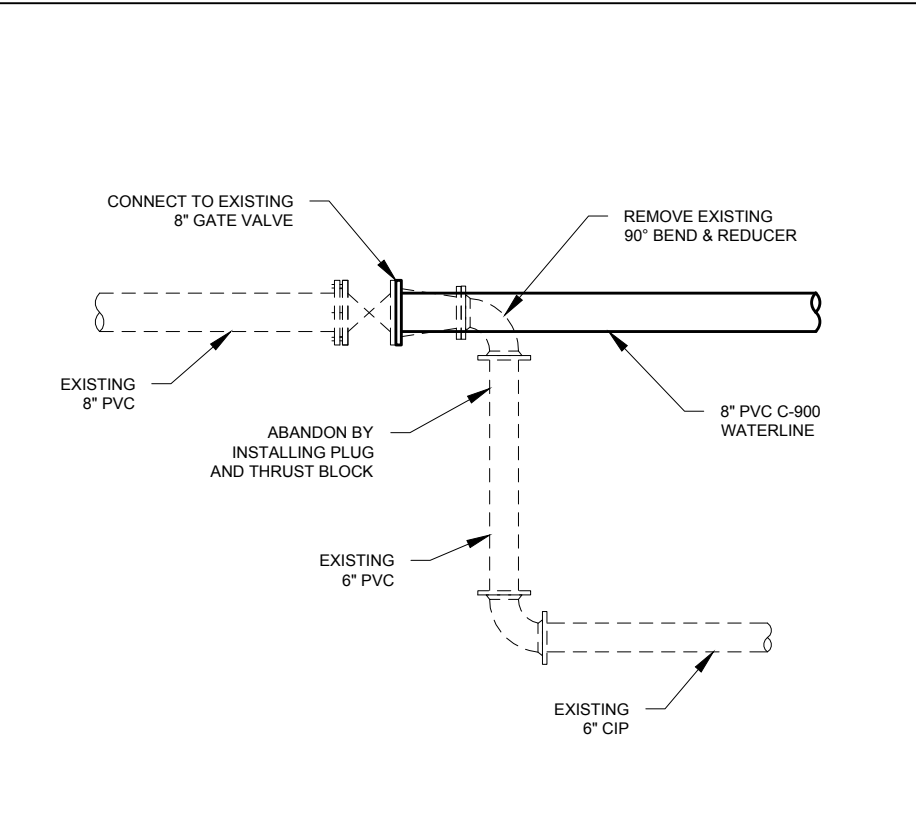
19 CONNECTION DETAIL
SCALE:NTS



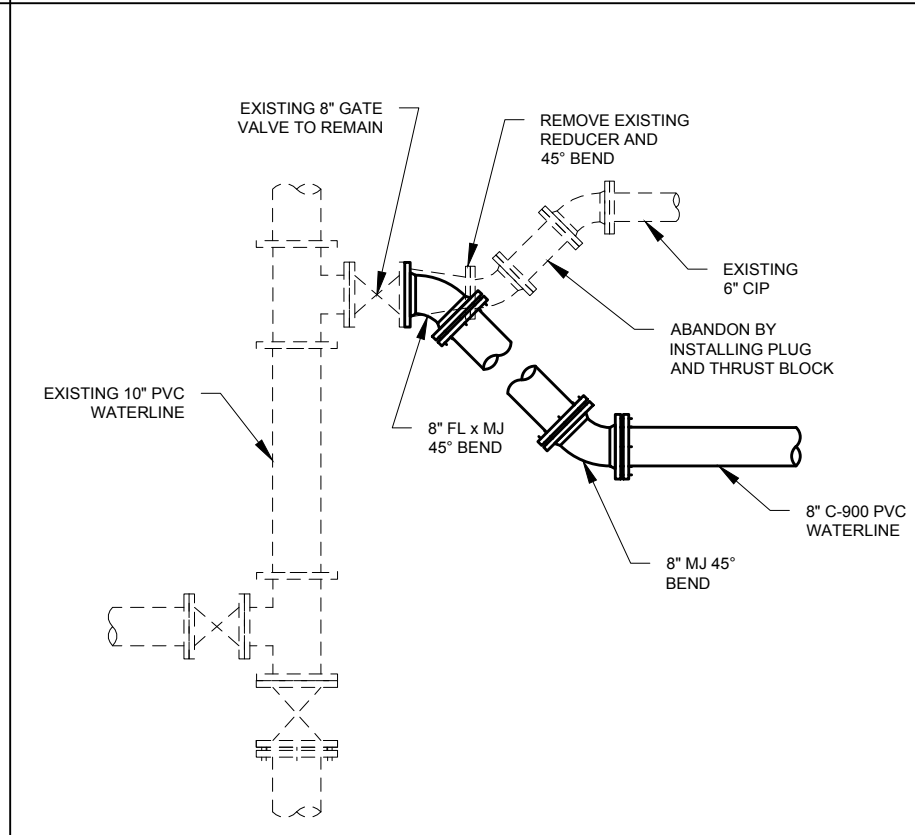
20 CONNECTION DETAIL
SCALE:NTS



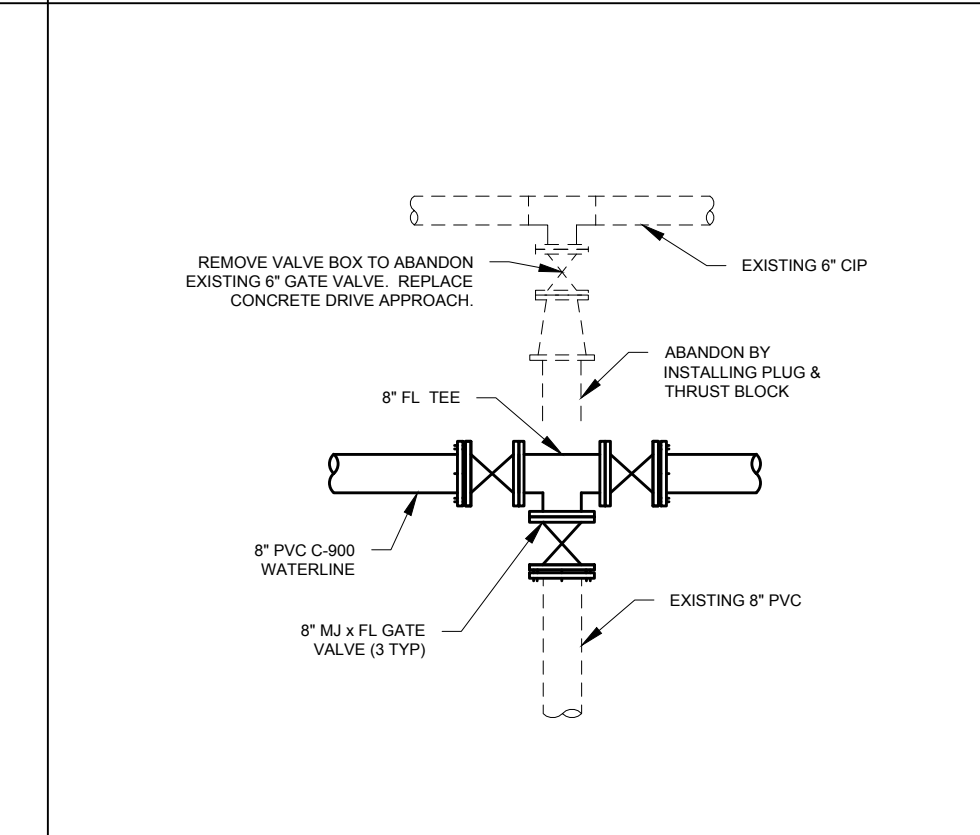
21 CONNECTION DETAIL
SCALE:NTS



22 CONNECTION DETAIL
SCALE:NTS



23 CONNECTION DETAIL
SCALE:NTS



24 CONNECTION DETAIL
SCALE:NTS

BY	DATE	APP	DESCRIPTION

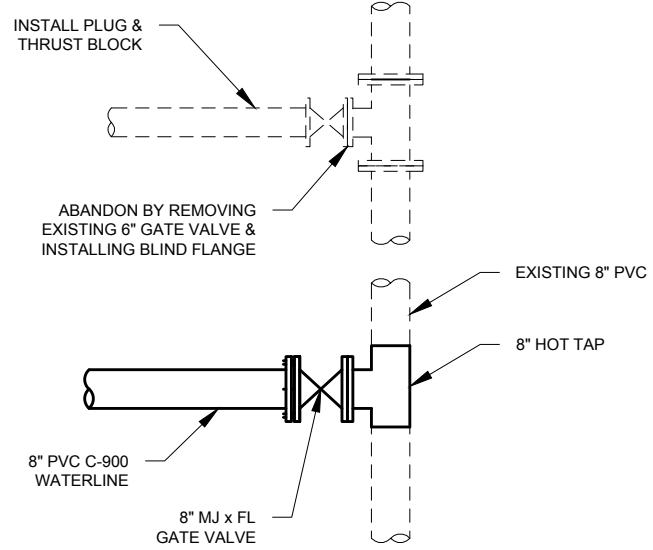
DESIGN: KEVIN RUBOW	PROJECT: 3/1/17
DRAWN: TODD M PETERSON	DATE: 3/1/17
PROJ. MGR: KEVIN RUBOW	

Jordan Valley Water Conservancy District
8015 SOUTH 1300 WEST
WEST JORDAN, UTAH 84098
PHONE (801) 565-4300

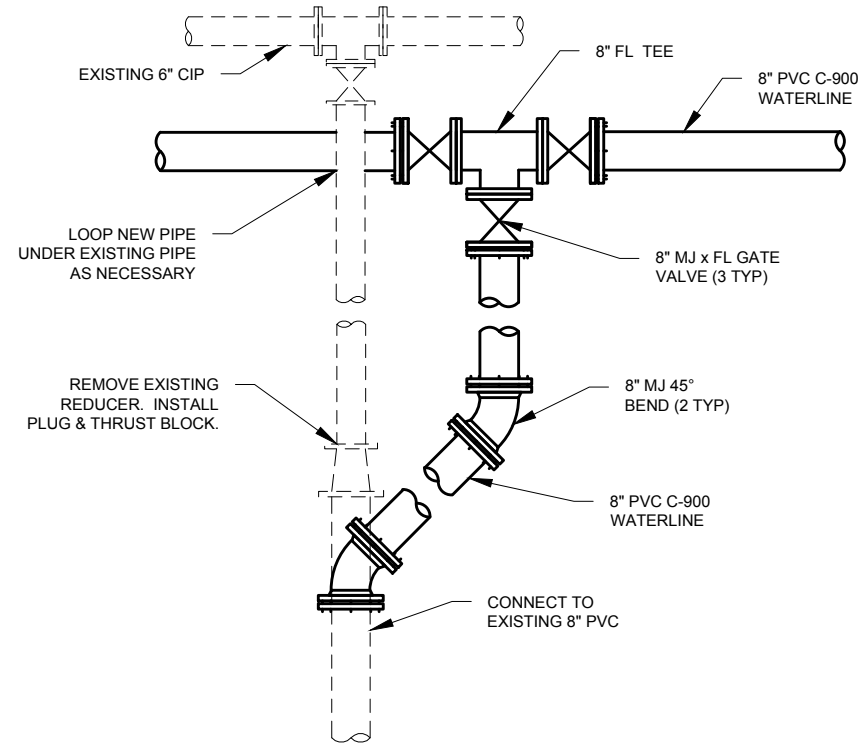
PIPELINE REPLACEMENTS 2017
PIPE DETAILS -- 4

PROJECT NUMBER: 4035
DRAWING NUMBER: D-4
SHEET NUMBER: 65 OF 69

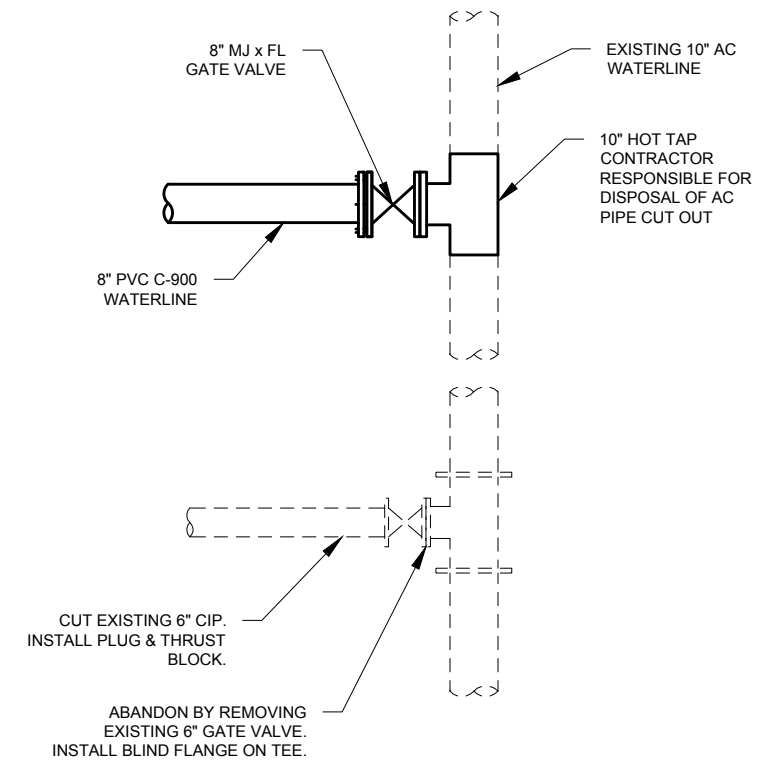
\\PIPELINE\DISTRI... \SYSTEM\4035\2017\MURRAY PIPELINE REPLACEMENTS\2_ENGINEERING\DWGS\4035 PIPE DETAILS.DWG 2.42M



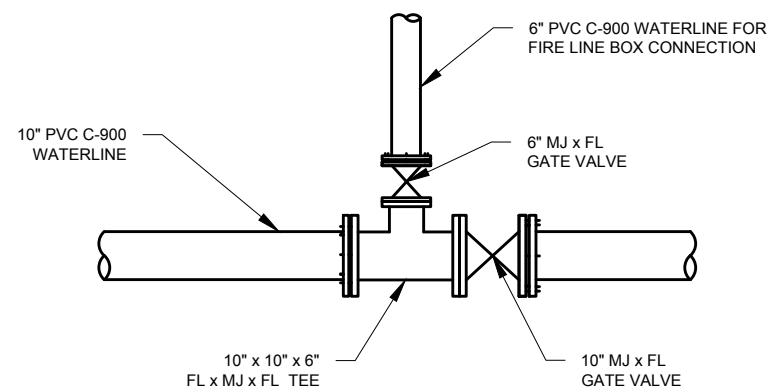
25 CONNECTION DETAIL
SCALE:NTS



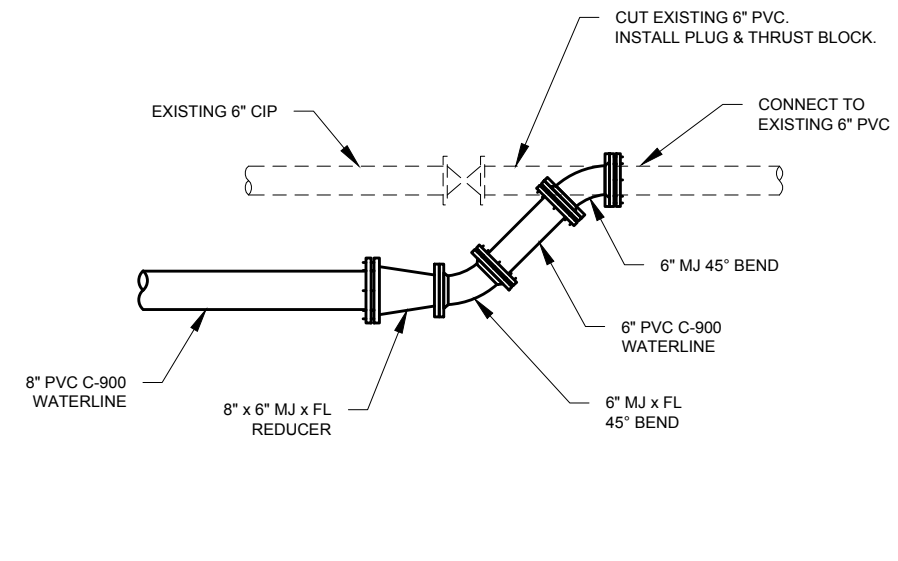
26 CONNECTION DETAIL
SCALE:NTS



27 CONNECTION DETAIL
SCALE:NTS

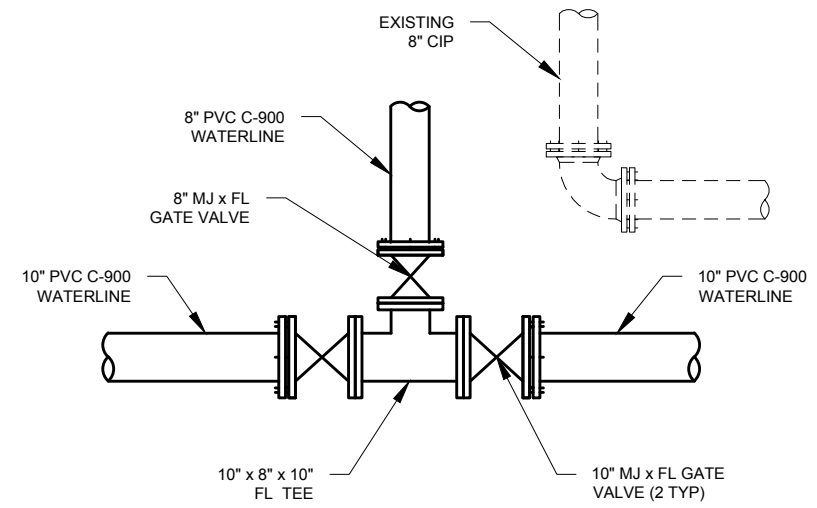


28 CONNECTION DETAIL
SCALE:NTS



NOTES:
1. REFER TO DRAWING FOR VALVE, FITTING, & EXISTING PIPE ORIENTATION.

29 CONNECTION DETAIL
SCALE:NTS



30 CONNECTION DETAIL
SCALE:NTS

PROJECT NUMBER	4035
DRAWING NUMBER	D-5
SHEET NUMBER	66 OF 69

PIPELINE REPLACEMENTS 2017
PIPE DETAILS - 5

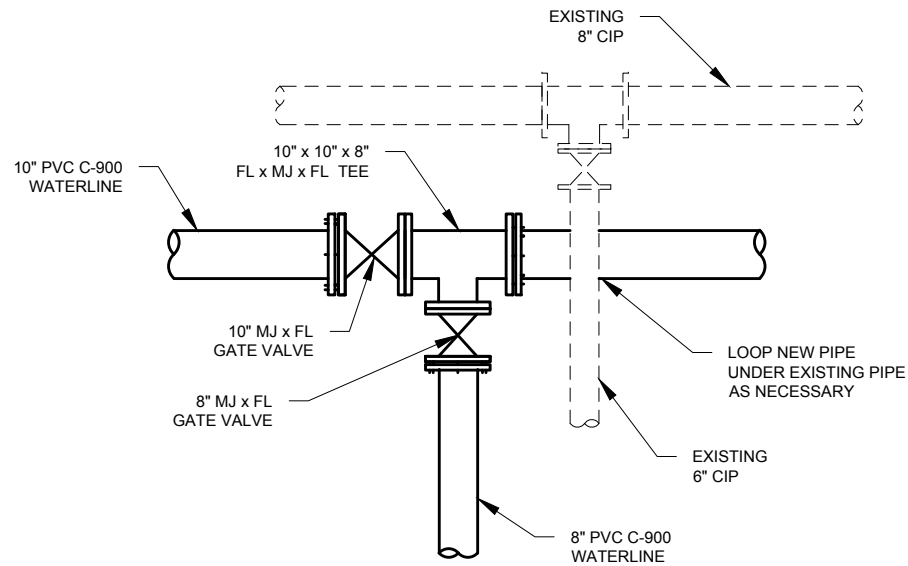
Jordan Valley Water Conservancy District
8215 SOUTH 1300 WEST
WEST JORDAN, UTAH 84088
PHONE (801) 565-4300

DESIGN: KEVIN RUBOW
DRAFTER: TODD M PETERSON
PROJ. MGR: KEVIN RUBOW
DATE: 3/1/17

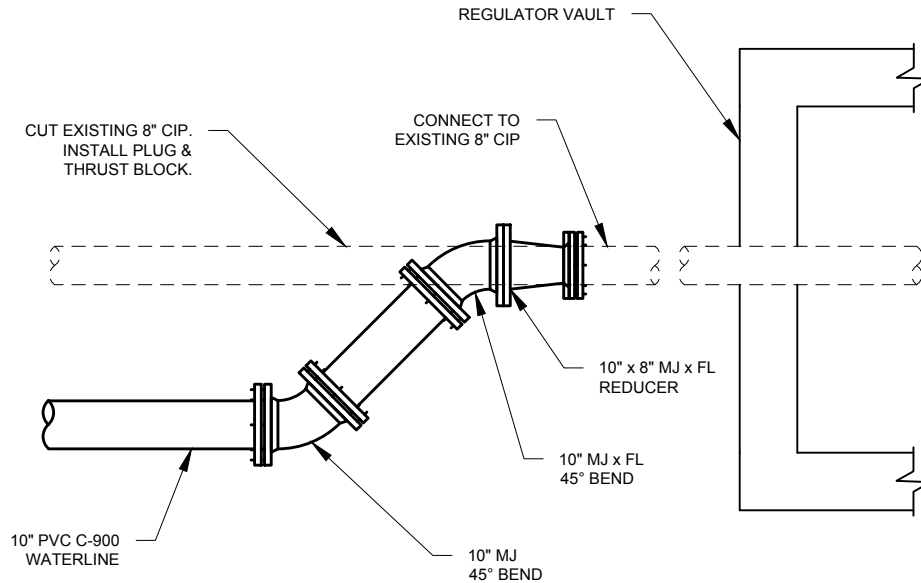
LINE IS 1/8" INCH AT 11x17 SIZE SHEET

REGISTRATION ENGINEER
015686992202
TRAVIS PALL CHRISTENSEN
UTAH STATE

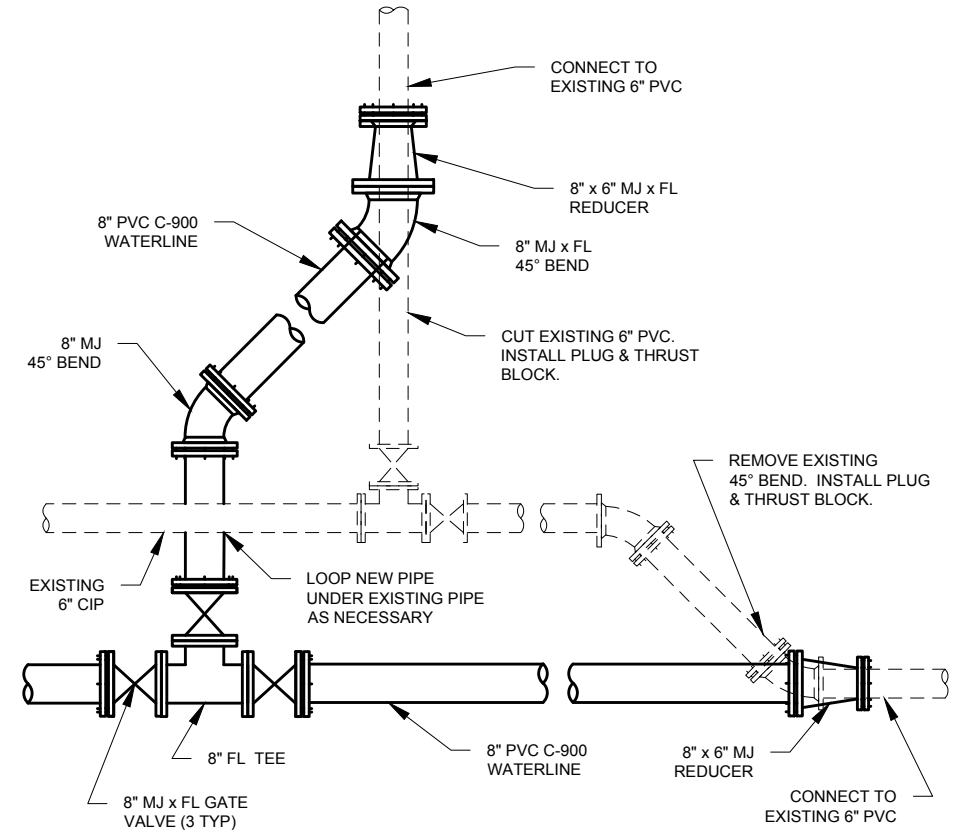
PIPELINE/DISTRIBUTION SYSTEM-4035 2017 MURRAY PIPELINE REPLACEMENTS/ENGINEERING/DWG/4035 SHEET 66 OF 69 PIPE DETAILS DWG



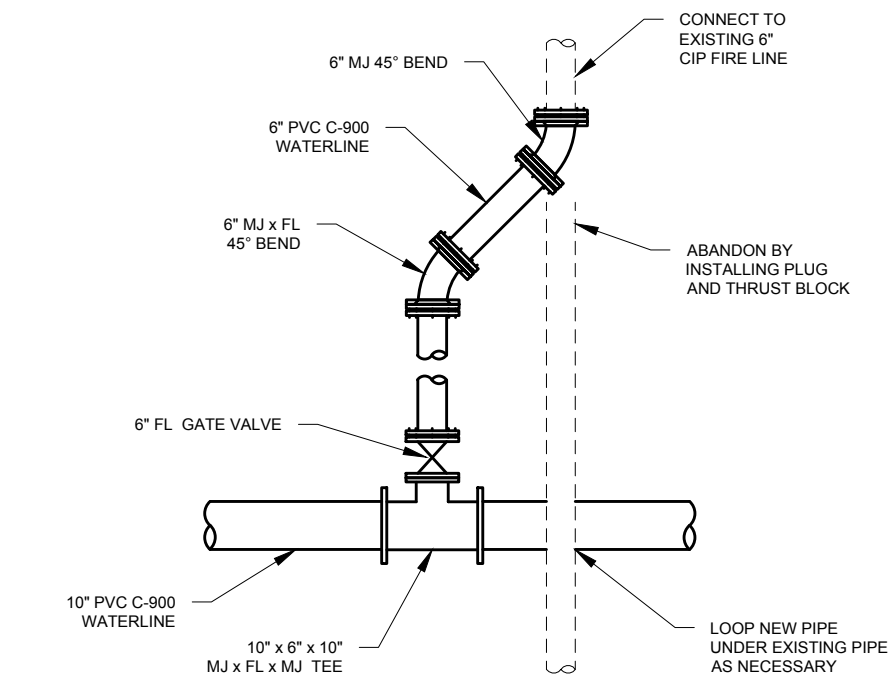
31 CONNECTION DETAIL
SCALE:NTS



32 CONNECTION DETAIL
SCALE:NTS

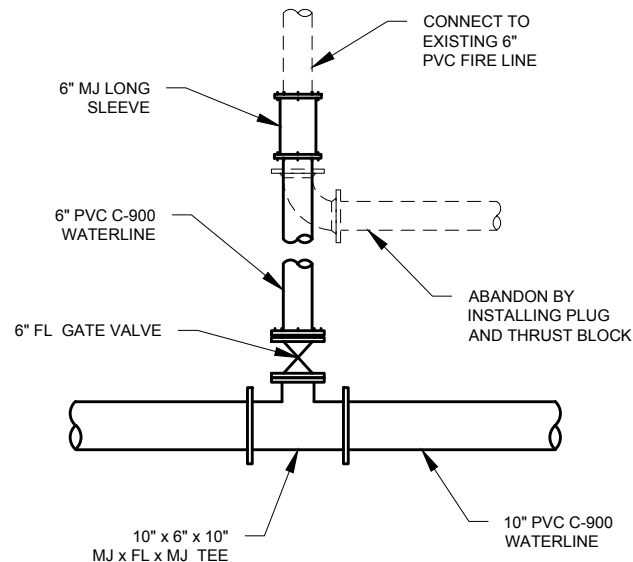


33 CONNECTION DETAIL
SCALE:NTS



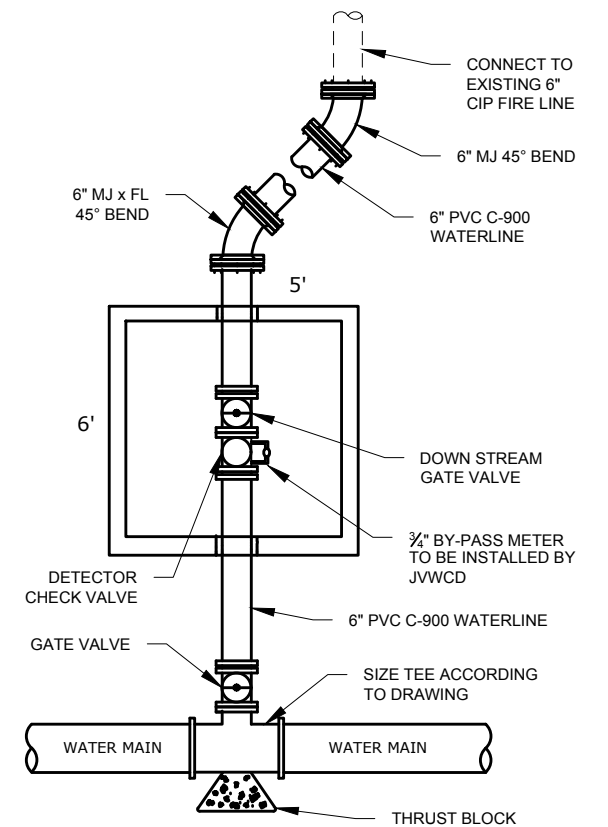
NOTES:
1. REFER TO DRAWING FOR VALVE, FITTING, & EXISTING PIPE ORIENTATION.

34 6" FIRELINE DETAIL
SCALE:NTS



35 6" FIRELINE DETAIL
SCALE:NTS

- NOTES:**
1. A DOWN STREAM GATE VALVE, DETECTOR CHECK VALVE, AND FLANGE ADAPTER ARE REQUIRED TO BE INSTALLED INSIDE OF THE FIRELINE BOX BY THE CONTRACTOR.
 2. THE GATE VALVE MUST HAVE A SLIP TYPE VALVE BOX AND SHALL BE SET TO FINISH GRADE.
 3. FLOOR MUST HAVE A MINIMUM OF 6" OF GRAVEL SPREAD EVENLY THROUGHOUT.
 4. ALL KNOCK OUTS FOR PIPE COMING INTO AND GOING OUT OF THE BOX MUST BE CEMENT GROUTED ONCE PIPE IS IN PLACE.
 5. ALL BOLTS & NUTS UPSTREAM OF THE BOX MUST BE GREASED AND WRAPPED. ALL BOLTS WILL BE COATED WITH AN ACCEPTABLE THREAD LUBRICANT PRIOR TO INSTALLATION.
 6. STANDARD SIZE 24" RING AND LID IS REQUIRED FOR VAULT ENTRANCE.
 7. TYPICAL FIRELINE VAULT IS TO BE A MINIMUM OF 5'x6' IN SIZE WITH A GRAVEL BOTTOM.
 8. A 14-GUAGE UNDERGROUND RATED LOCATING WIRE MUST BE LAID WITH THE PIPE IF USING C-900 PVC.



36 TYPICAL FIRELINE BOX DETAIL
SCALE:NTS

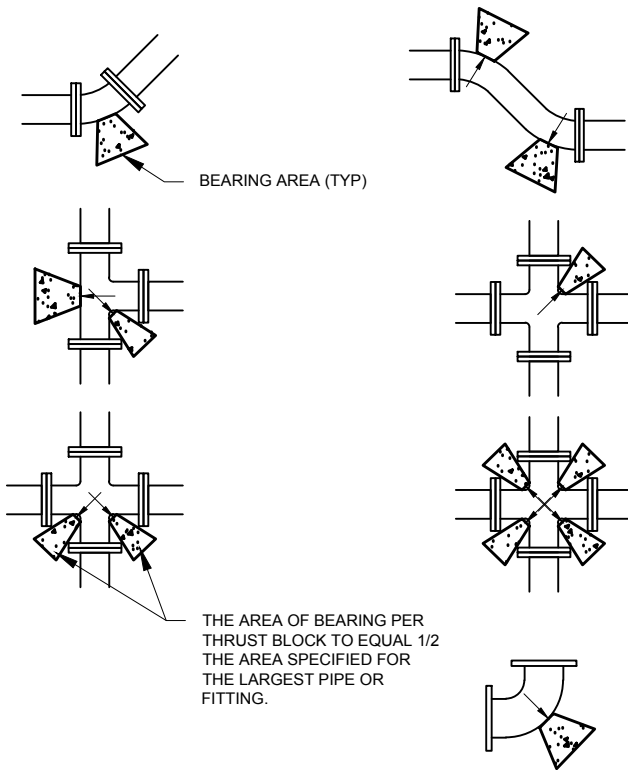


DESIGN: KEVIN RUBOW
DRAFTER: TODD M PETERSON
PROJ. MGR: KEVIN RUBOW
DATE: 3/1/17

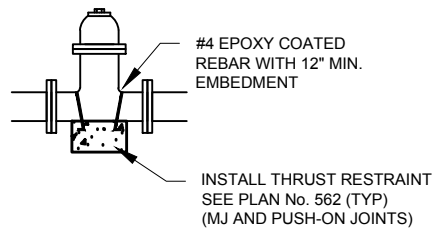
Jordan Valley Water
Conservancy District
8515 SOUTH 1300 WEST
WEST JORDAN, UTAH 84088
PHONE (801) 565-4300

PIPELINE REPLACEMENTS 2017
PIPE DETAILS - 6

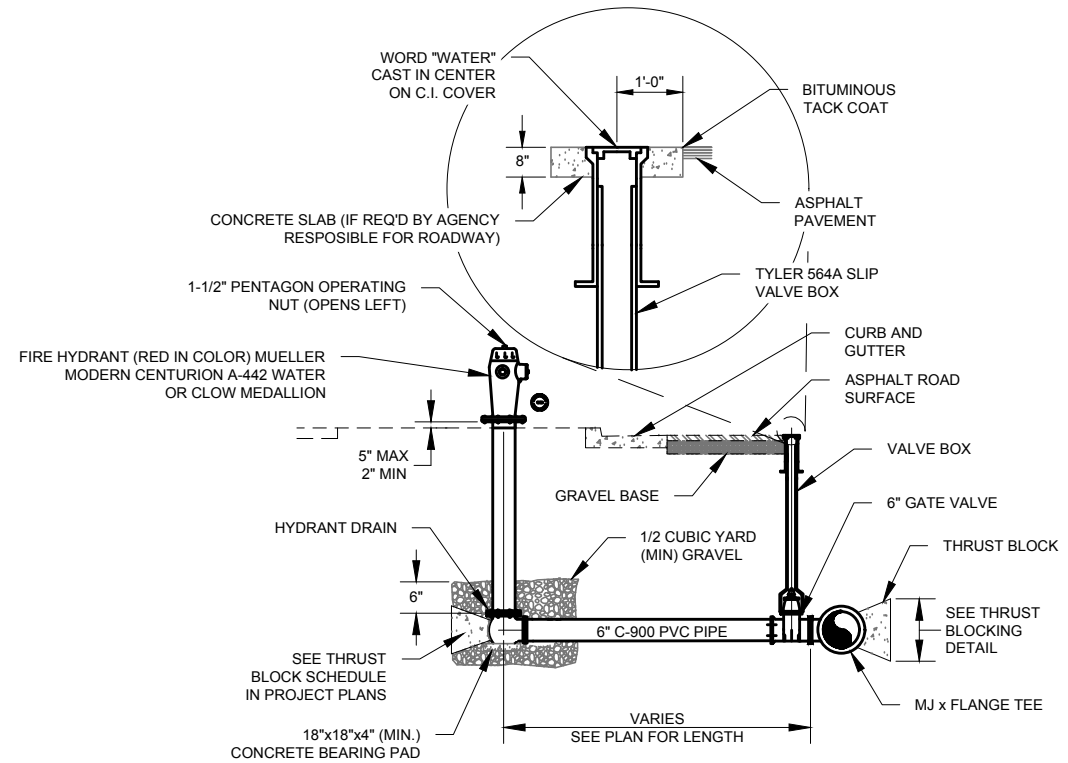
PROJECT NUMBER
4035
DRAWING NUMBER
D-6
SHEET NUMBER
67 OF 69



MINIMUM BEARING ARE IN SQ. FT.					
SIZE OF PIPE	TEES, VALVES DEAD ENDS	90° BENDS	45° BENDS	22 1/2° BENDS	11 1/4° BENDS
4"	2	3	2	2	2
6"	4	5.5	3	1.5	1
8"	6.5	9.5	5	2.75	1.5
12"	14	20	11	5.5	3
14"	19	26.5	14.5	7.5	4
16"	24	34	18.5	9.5	6
20"	27	52	28.5	14.5	16
24"	53	74	41	21	53
30"	81	114	62	32	16

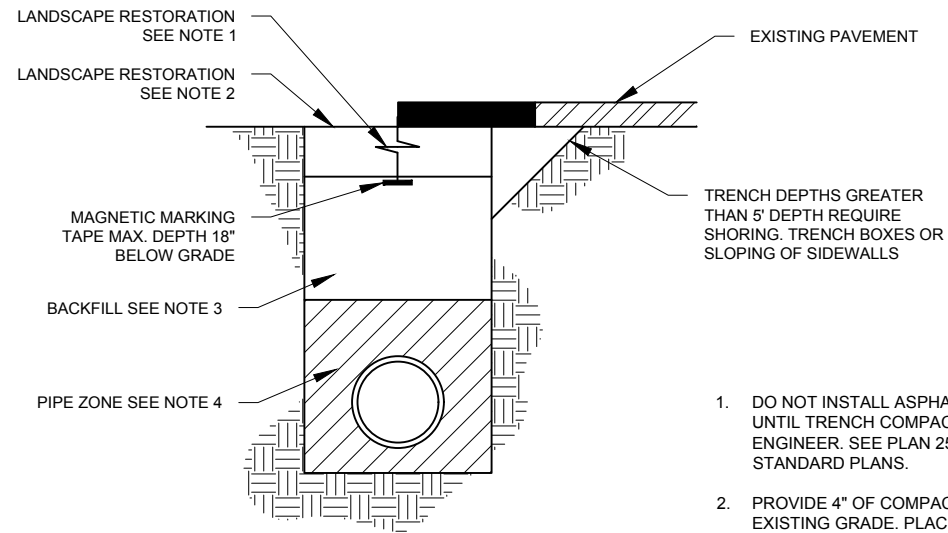


A TYPICAL THRUST BLOCK
SCALE: NTS



- NOTES:**
- IF FIRE HYDRANT IS FURTHER THAN 20' AWAY FROM THE TEE, A SECOND GATE VALVE SHALL BE FLANGED TO FOOT OF THE FIRE HYDRANT.
 - LOCATING WIRE IS TO BE BROUGHT UP TO THE BASE OF FIRE HYDRANT, WITH OF MINIMUM 24" OF WIRE ABOVE GRADE. DO NOT BRING LOCATING WIRE UP THE VALVE BOX.
 - RESTORE LANDSCAPE TO MATCH EXISTING.

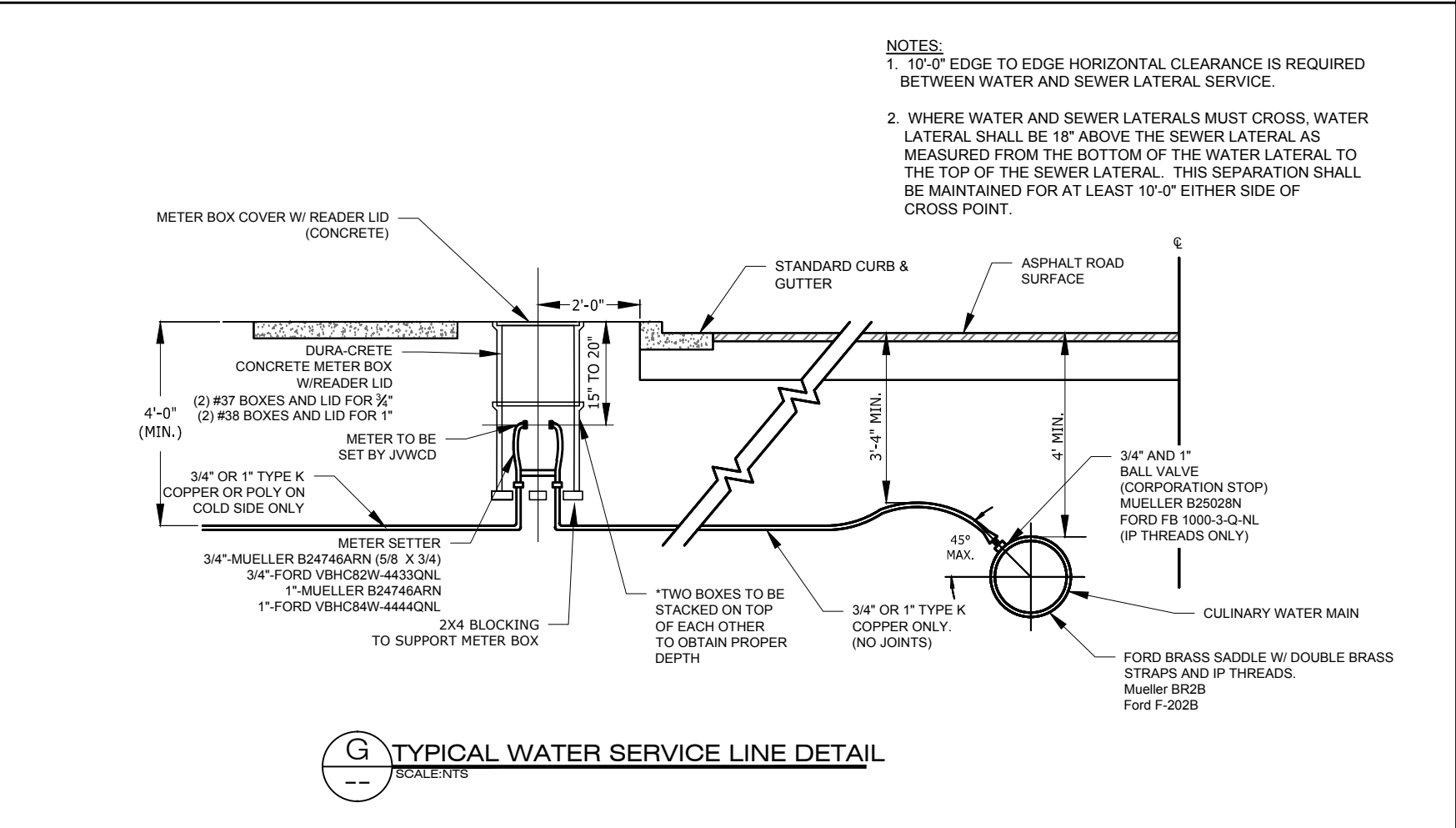
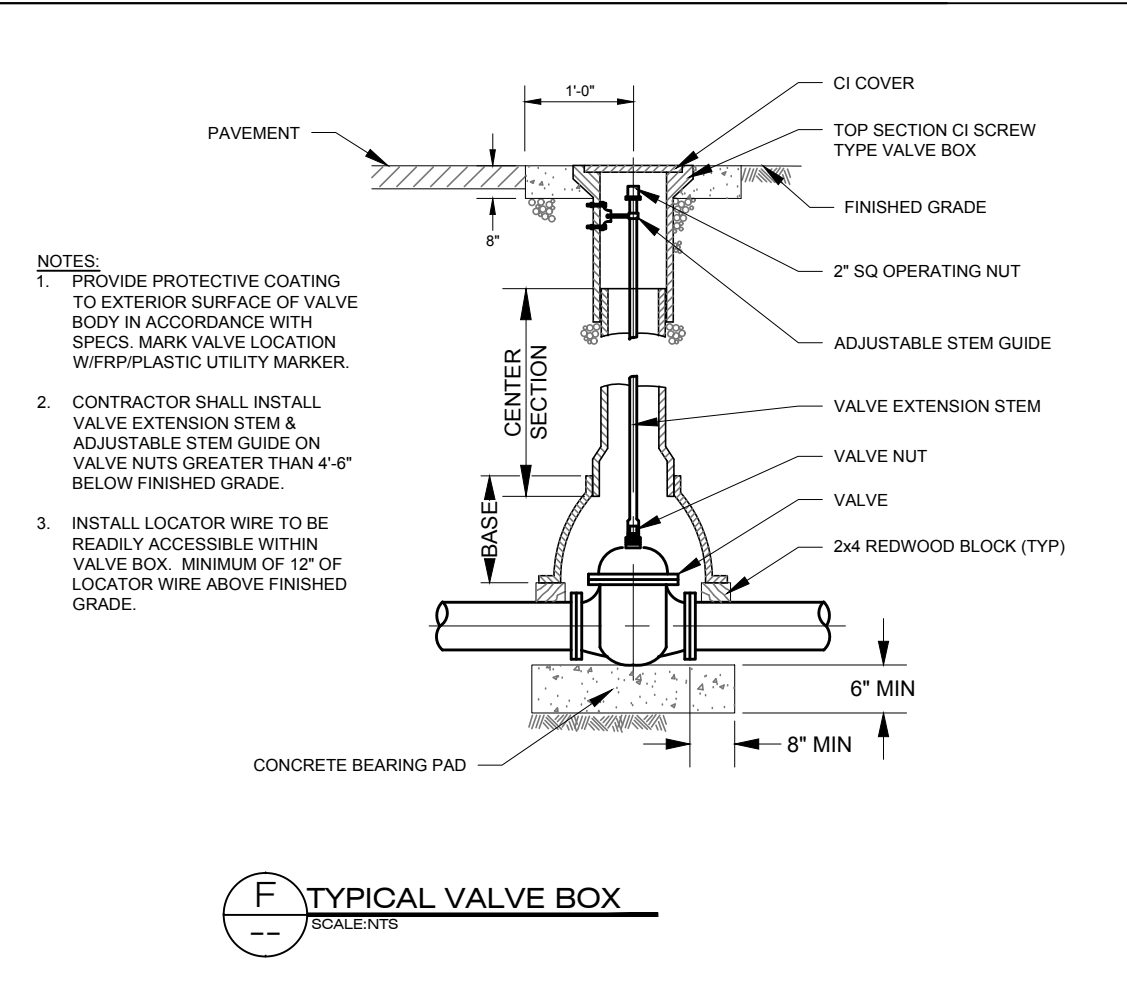
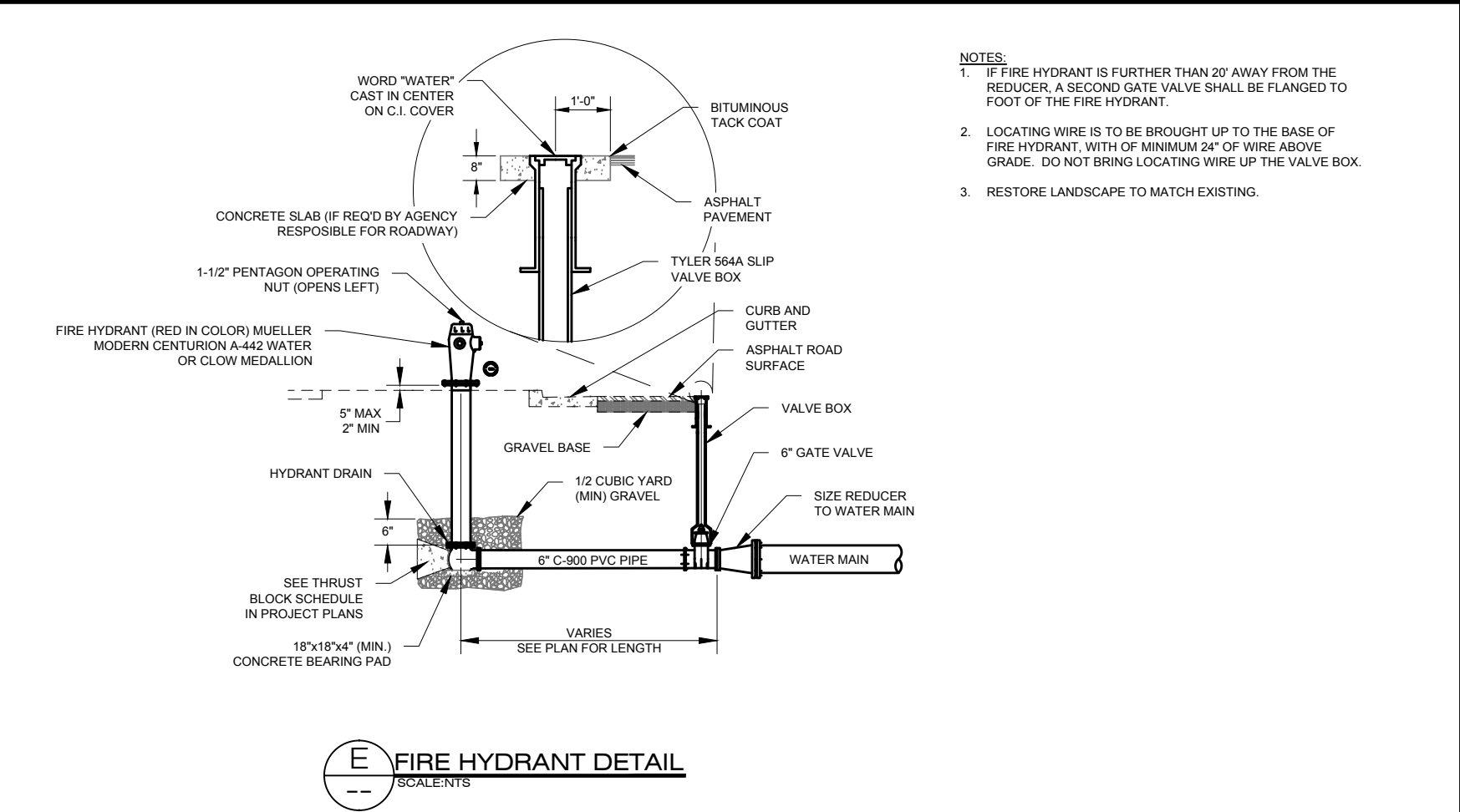
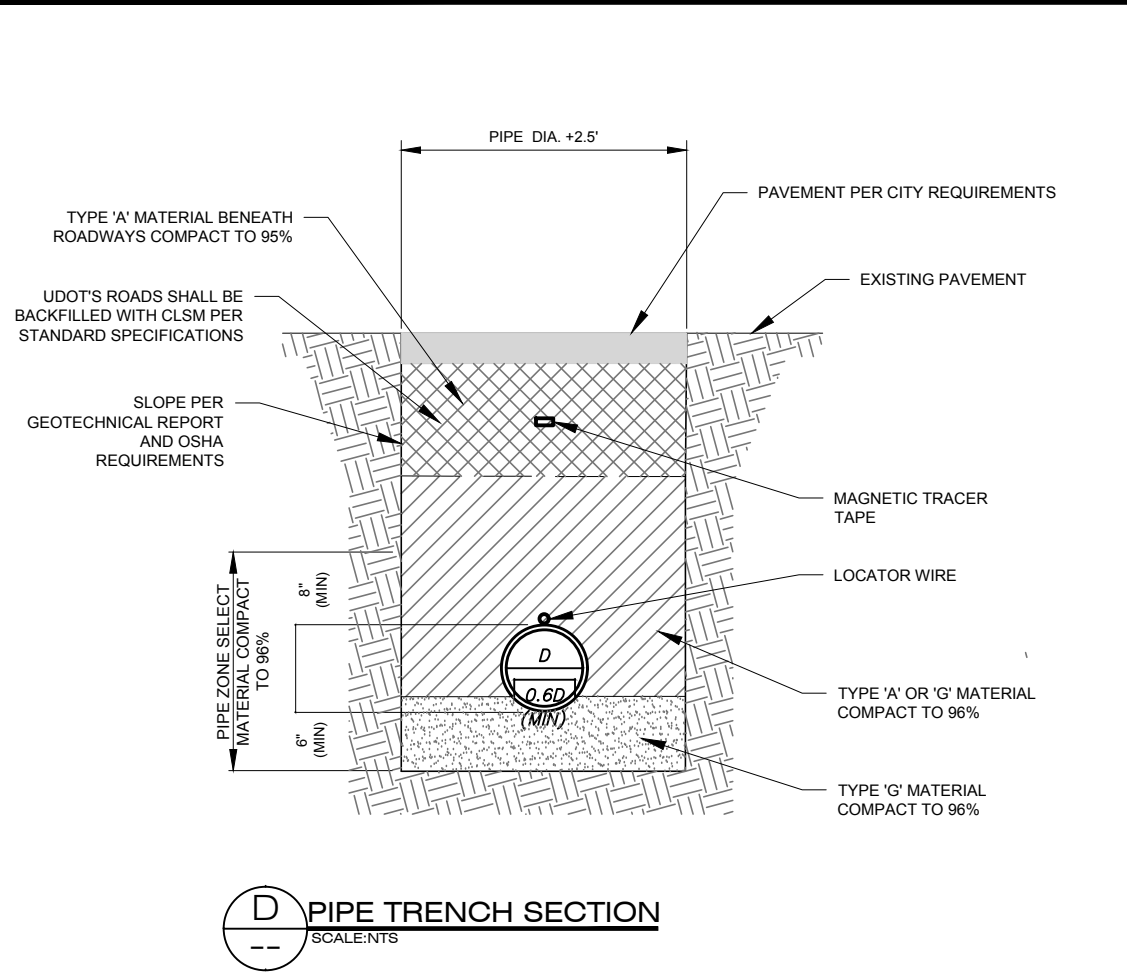
B FIRE HYDRANT DETAIL
SCALE: NTS



- DO NOT INSTALL ASPHALT OR CONCRETE SURFACING UNTIL TRENCH COMPACTION IS ACCEPTED BY ENGINEER. SEE PLAN 255 OR 256 OR 2007 APWA STANDARD PLANS.
- PROVIDE 4" OF COMPACTED TOPSOIL AND MATCH TO EXISTING GRADE. PLACE VEGETATION TO MATCH PRE-EXISTING CONDITIONS.
- GRANULAR BACKFILL BORROW MATERIAL TO BE A-1 CLASSIFICATION WITH MAXIMUM PARTICLE SIZE OF 2" UNCOMPACTED LIFT THICKNESS TO BE A MAXIMUM OF 8" AND PLACED ACCORDING TO 2007 APWA SECTION 31 05 15. FLOWABLE FILL TO BE LOW STRENGTH (60 PSI) PER APWA SECTION 31 05 15.
- PIPE ZONE MATERIAL TO BE PLACE ACCORDING TO 2007 APWA STANDARD PLAN 382.

C TRENCH BACKFILL
SCALE: NTS

REVISIONS	BY	DATE	APP	
ZONE	REV.			
DESIGN:	KEVIN RUBOW	DRAFTER:	TODD M PETERSON	PROJECT MGR:
PROJECT:	KEVIN RUBOW	DATE:	3/1/17	LINE IS 1/8" INCH AT 11X17 SIZE SHEET
Jordan Valley Water Conservancy District 8915 SOUTH 1900 WEST WEST JORDAN, UTAH 84088 PHONE (801) 566-4300				
PIPELINE REPLACEMENTS 2017 Pipe Details - 7				
PROJECT NUMBER 4035				
DRAWING NUMBER D-7				
SHEET NUMBER 68 OF 69				



PROJECT NUMBER	4035
DRAWING NUMBER	D-8
SHEET NUMBER	69 OF 69

DESIGN: KEVIN RUBOW
 DRAFTER: TODD M. PETERSON
 PROJ. MGR: KEVIN RUBOW
 DATE: 3/1/17

LINE IS 1/8 INCH AT 11x17 SIZE SHEET

REGISTRATION ENGINEER
 015686992202
 TRAVIS PALL
 CHRISTENSEN
 REG. STATE OF UTAH

Jordan Valley Water Conservancy District
 8215 SOUTH 1300 WEST
 WEST JORDAN, UTAH 84088
 PHONE (801) 565-4300

PIPELINE REPLACEMENTS 2017
 Pipe Details - 8

PIPELINE/DISTRIBUTION SYSTEM-4035 2017 MURRAY PIPELINE REPLACEMENTS-2 ENGINEERING/DWG-4035 SHEET-8-4035 PIPE DETAILS DWG 2.25M