

Annual Report 2023



JORDAN VALLEY WATER
CONSERVANCY DISTRICT



Contents



General Manager's Message	2	Mission/Vision/Values	12
Executive Leadership	3	Operations	14
Trustees	4	Water Sources	15
Member Agencies	5	Water Deliveries	16
Executive Staff	6	Maintenance	18
District Staff	7	Engineering	20
Service Area	9	Conservation	22
2023: An Overflowing Success	10	Finance	24





General Manager's Message

Innovation and Collaboration



Alan Packard
General Manager & CEO

As I reflect on my first year as General Manager for Jordan Valley Water Conservancy District (JVWCD), I am incredibly grateful to work with a talented team dedicated to providing essential high quality drinking water supplies to our customers, both existing and future. I am pleased to present our 2023 annual report, which highlights our reliable performance and remarkable progress achieved through innovative and collaborative efforts.

JVWCD remained steadfast in our commitment to provide clean and reliable water to our community with excellent customer service. Each year presents new water supply circumstances, and despite a banner snowpack supporting the 2023 water supply year, we worked to reinforce water conservation efforts throughout the valley, working with member agencies and other key stakeholders on sustainable water solutions. The community responded by continuing to reduce wasteful water use, following many of the lessons learned during the previous drought years.

A key highlight from 2023 was an update to our Mission, Vision, and Values statements along with the completion of a comprehensive new Strategic Plan. Coupling insightful direction from our board with expertise, passion, and dedication of employees across our organization, we developed the Strategic Plan to focus on specific improvement areas while leveraging and building upon our strengths. We will use the Plan as a roadmap to guide our major decisions and investments over the next decade.

On behalf of all JVWCD employees, I express our sincere appreciation for the opportunity to serve you by delivering quality every day.

Sincerely,

Alan Packard
General Manager & CEO



Executive Leadership



Jacob Young
Deputy General Manager
Business Analytics, Community
Engagement & Information Systems



Shazelle Terry
Assistant General Manager
Operations & Maintenance

Trustees



Corey L. Rushton
Chair



Karen D. Lang
Vice Chair



John H. Taylor
Finance Committee Chair



Barbara L. Townsend
*Conservation
Committee Chair*



Zach Jacob



Andy Pierucci



Dawn R. Ramsey



John B. Richardson



Mick M. Sudbury

Member Agencies



City of Bluffdale

Mark Reid

City Manager

Trustee Representative

Andy Pierucci

Draper City

David Dobbins

Administrative Director

Trustee Representative

John B. Richardson

Granger-Hunter ID

Jason Helm

General Manager

Trustee Representatives

Corey L. Rushton

Karen D. Lang

Herriman City

Nathan Cherpeski

City Manager

Trustee Representative

Andy Pierucci

Hexcel Corporation

Kristi Latteier

Finance Manager, SLC Fibers Hexcel

Trustee Representative

Mick M. Sudbury

Kearns ID

Greg Anderson

General Manager

Trustee Representative

Mick M. Sudbury

Magna WD

Clint Dilley

General Manager

Trustee Representative

Mick M. Sudbury

Midvale City

Matt Dahl

City Manager

Trustee Representative

John B. Richardson

Riverton City

Craig Giles

City Manager

Trustee Representative

Andy Pierucci

City of South Jordan

Dustin Lewis

City Manager

Trustee Representative

Dawn R. Ramsey

City of South Salt Lake

Dennis Pay

City Engineer

Trustee Representative

Barbara L. Townsend

Taylorsville-Bennion ID

Mark Chalk

General Manager

Trustee Representative

John H. Taylor

Utah DFCM

Shawn Anderson

Director of Facilities

Trustee Representative

John B. Richardson

WaterPro, Inc.

Darrin Jensen-Peterson

General Manager

Trustee Representative

John B. Richardson

City of West Jordan

Korban Lee

Chief Administrative Officer

Trustee Representative

Zach Jacob

White City Water ID

Paul Ashton

General Manager

Trustee Representative

Barbara L. Townsend

Willow Creek CC

Alex Nicolaidis

General Manager

Trustee Representative

Barbara L. Townsend

Many thanks to our outgoing Trustees, Sherrie L. Ohrn and A. Reed Gibby. Their thoughtful leadership and guidance has been invaluable.

Executive Staff



Kurt Ashworth
Human Resources



Gordon Batt
Operations



Jason Brown
Information Systems



Brian Callister
Maintenance



Travis Christensen
Engineering



Kelly Good
Community Engagement



Mindy Keeling
Executive Assistant



Dave Martin
Chief Financial Officer



Brian McCleary
Controller



Mark Stratford
General Counsel



Shane Swensen
Chief Engineer



Lisa Wright
Administrative Assistant



District Staff

Accounting

Jackie Buhler
Margaret Dea
Tim Rainbolt

Analytics

Sam Mingo
Clifton Smith
Matthew Volmar

Communications

Kyle Allcott
Teresa Atkinson
Brianna Dela Cruz
Preston Mitchell

Conservation

Christina Bennion
Natalie Boyack
Courtney Brown
Cory Collins
Mike Lorenc
Valerie Millette
Shaun Moser
Madeline Sultz
Erik Wermel

Customer Service

Rebecca Bateman
Cheyenne Davis
Jeanette Perry
Becca White

Electronics & Instrumentation

Dustin Bruschi
Kyle Chapman
Wayne Sims II
Robert Squire
Gage Stewart
Jordan Tomsic

Engineering

Marcelo Anglade
Ellisa Demetsky
John Kahle
David McLean
Ben Perdue
Todd Peterson
Kevin Rubow
Conor Tyson

Human Resources

Yvette Amparo
Laina McGinty
Aubrey Menon

Information Systems

Marshall Clark
Lorrie Cowles
Martin Feil
David Gregory

Safety & Security

Jeff Betton
Jeff King

Maintenance

Andy Adams
Gabel Allen
Spencer Anderson
Roberto Archuleta
Dave Beratto
Troy Black
Brad Boren
Jared Brace
Michael Brinton
Michael Brown
Thomas Christensen
Danny Claypool
Jeff Clegg
Brayden Cluff
Hayden Coziar

Maintenance (cont.)

Steve Crawford
Allen Curtis
Marcelo Del Rio
Dillon Ellsberry
Vai Eteaki
Ryan Forsyth
David Garcia
Troy Garrett
Shay Green
Ayden Hamilton
Dave Hyde
Brendan Jarvinen
Ryan Jeffs
Brayden Jensen
Lisa Kasteler
Liam McEwan
Braxton Myler
Kasey Newbold
Regan Nordgren
Chase Pendleton
Brad Perez
Calin Perry
Mike Rasmussen
Joe Reiser
Matt Roberts
Keenan Robertson
Steve Schmidt
Hunter Sexton
Frank Smith
Clint Thurgood
Eppie Trujillo
Troy Tucker
Caleb Vincent

Operations

Mercedes Amavizca
Spencer Barlow
Nick Bourdos
Casey Cannon
Steve Blake
Kim Castelan

District Staff (cont.)

Operations (cont.)

Caleb Christensen
Terrance Cook
Ed Cracchiolo
Raymon Garcia
Stan Grundy
Steve Hansen
Otis Helmick
Jon Hilbert
Matt Hinckley
Alisha Kimmerle
Andrew Malmstrom
Paul Mattinson
Nick McDonald

Annette Mills
Alex Mitchell
Heidi Nilsson
Tanner Palmer
Kolby Parman
Eric Poulsen
Shaun Proctor
Julio Puga
Lorena Purissimo
Sheldon Sharrard
Josh Shrewsbury
Danny Siaperas
Jeff Small
Bryan Smith

Trevor Smith
Justin Spainhower
Kailob Szarek
Nate Talbot
Jeremiah Tello
Savidtri Thanasilp
Jeremy Toone
Wade Tuft
Jared Vigil
Rylan Walker
Jared Ward
Danny White

Thank you and farewell
to our 2023 Retirees!

Bart Forsyth

General Manager/CEO

Ken Butterfield

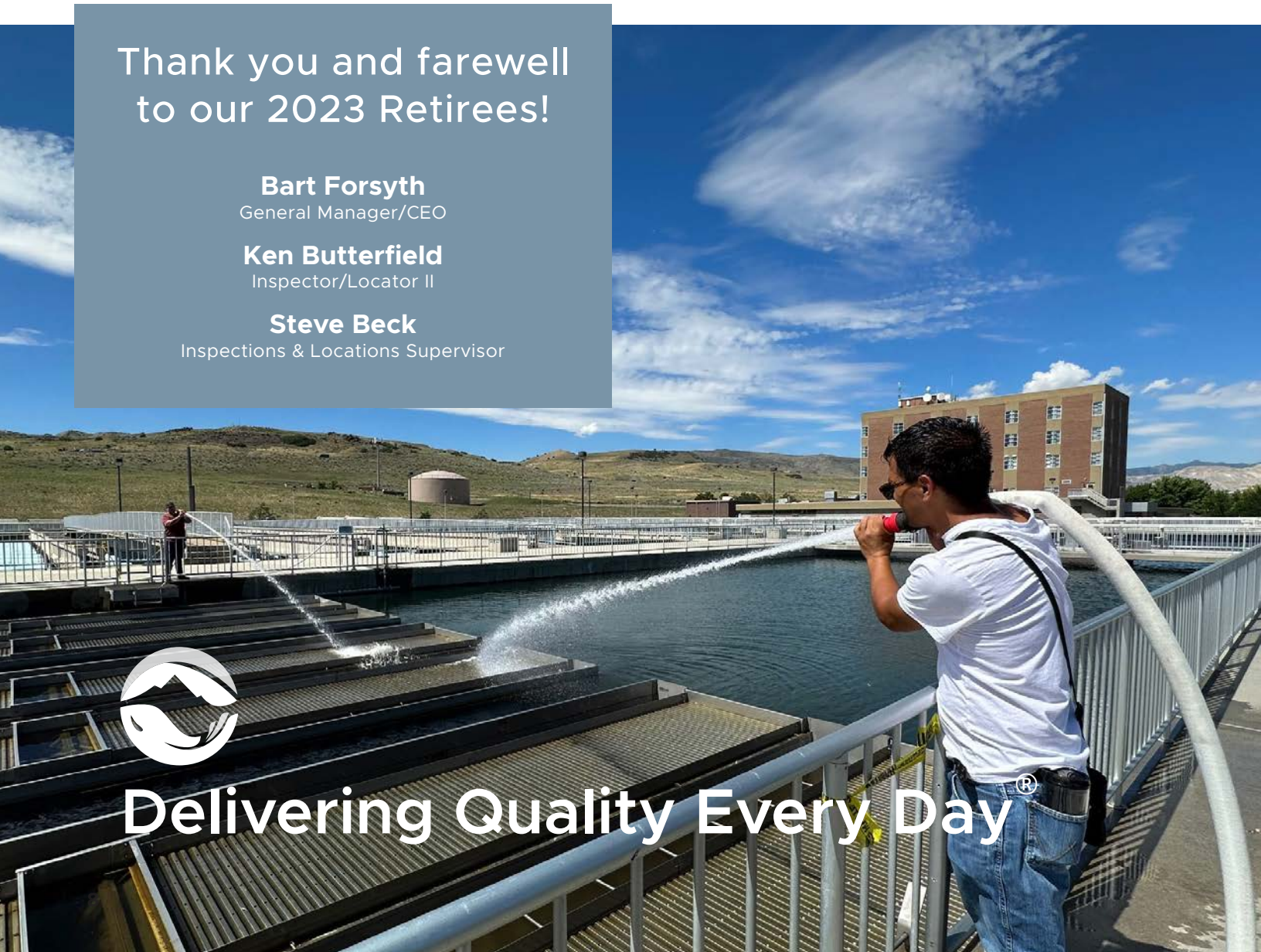
Inspector/Locator II

Steve Beck

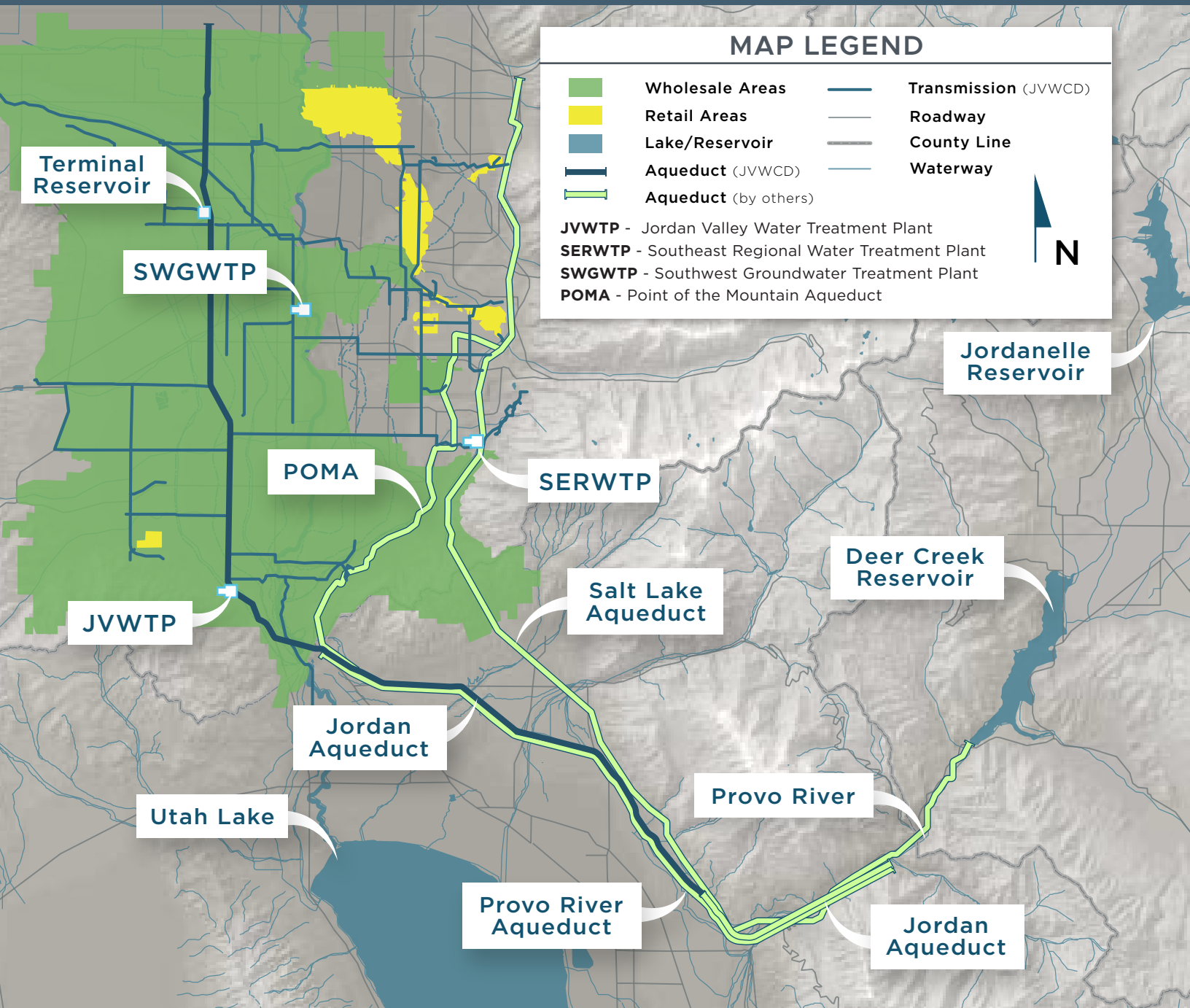
Inspections & Locations Supervisor



Delivering Quality Every Day[®]



System and Service Area



Jordan Valley Water Conservancy District provides water to nearly 775,000 customers in the Salt Lake Valley, including retail and wholesale customers. The District's extensive network of water infrastructure is the result of decades of forward-thinking planning and implementation.



2023: An Overflowing Success

The winter of 2022/2023 brought record precipitation to the Wasatch Front, alleviating the severe drought conditions of the preceding years. Ski areas and other high-altitude locations reported unprecedented snowpack levels, signaling a much-needed replenishment of water sources.

By April of 2023, it was clear – we would have a normal water supply this year, but 2023 was far from normal.

Proactive Management

With snow continuing to accumulate into late winter and early spring, attention turned to reservoir levels and the potential for flooding as temperatures rose.

In response to these concerns, Jordan Valley Water partnered with Central Utah Water Conservancy District and Provo River Water Users Association in late April to divert 50 million gallons

of water per day from Deer Creek Reservoir to the Jordan River.

This proactive measure not only mitigated flood risks by reducing reservoir levels but also provided much-needed water to Great Salt Lake. Thanks to our collective conservation efforts, we kept the bypass open for five weeks allow-

ing a total of 3,992 acre feet to pass through to the lake.

Timely Innovation

The completion of Phase 1 of the Jordan Valley Water Treatment Plant Sedimentation Basins included the installation of new plate settlers, which proved timely.





Equipped with the new state-of-the-art technology, the plant effectively managed higher sediment load resulting from elevated flows in the Provo River during May's high runoff.

Strategic Storage

In the early summer, Jordan Valley Water leveraged high surface water supplies to supplementally recharge Salt Lake Valley aquifers using injection wells.

This strategy, called aquifer resting, was pioneered by the District in 1991. It allows for water

storage during wet years, creating a more reliable water source to use during dry periods.


Additionally, increased surface water supplies meant we did not have to use as much groundwater. Resting the aquifers also significantly reduced electricity consumption and carbon emissions.

Continued Conservation

Despite the abundance of water in 2023, the community remained committed to conservation efforts. Deliveries increased by less than one percent (731-acre

feet), a remarkable achievement considering July 2023 was third hottest on record.

This dedication to conservation ensures water supplies heading into 2024 are robust, with surplus water even available for allocation to Great Salt Lake.

We are grateful to our member agencies and community residents for their support of water conservation initiatives, underscoring the importance of sustainable water management practices regardless of how wet or dry a year is. 

Despite the abundance of water and an unusually hot summer, the community remained committed to conservation and deliveries increased by only 1% in comparison to 2022.



Mission/Vision/Values

In 2023, JWCD developed and adopted new mission, vision, and value statements as part of our strategic planning process. The updated statements clarify our purpose and direction as we work to serve our community.

Mission

We provide clean and reliable water to our community through responsible stewardship and quality service.

Vision

We will empower a thriving community through sustainable, innovative water management, while safeguarding our resources for future generations.

Values

SAFETY We protect our employees, the community, and the environment through consistent safe practices and a proactive approach to risk management.

RESILIENCY As a strong and adaptable organization, we plan for and embrace change so our employees and community can thrive.

SUSTAINABILITY We meet current needs and ensure long-term water resource stewardship by using sustainable resource management and innovative technology.

TRANSPARENCY We communicate openly and are accountable for our actions, fostering trust and collaboration within our organization and the community we serve.

UNITY By fostering a collaborative, unified, and respectful environment, we ensure our teams, partners, and community work together toward our shared goals.



Operations

In 2023, JVWCD

delivered

131,831 acre feet of water

that's

43 BILLION gallons,

enough water for more than

2 billion showers

and an average of

118 million gallons per day.





Water Sources

Source	2023	2022
Municipal & Industrial	Acre Feet	Acre Feet
Jordanelle Reservoir (Central Utah Project)	18,996	38,475
Deer Creek Reservoir (Provo River Project)	18,660	11,023
Upper Provo River reservoirs	1,534	1,392
Echo Reservoir	1,900	0
Provo River (unstored flows)	41,360	19,106
Weber River (unstored flows)	0	1,833
Central Water Project	10,117	10,996
Salt Lake County mountain streams	2,237	1,569
Culinary water purchased from MWDSL	880	844
Salt Lake County groundwater (wells)	5,204	15,908
Southwest Groundwater Treatment Plant	3,304	3,114
Bingham Canyon Water Treatment Plant	3,151	3,538
<i>Subtotal for Municipal & Industrial sources</i>	107,342	107,797
Irrigation		
Jordanelle Reservoir (Central Utah Project)	0	0
Deer Creek Reservoir (Provo River Project)	0	0
Upper Provo River reservoirs	0	0
Echo Reservoir	0	0
Provo River (unstored flows)	8,165	2,786
Weber River (unstored flows)	0	0
Utah Lake	16,324	20,517
<i>Subtotal for irrigation sources</i>	24,489	23,303
Total	131,831	131,100

Water Deliveries

Recipient	2023	2022
Municipal & Industrial	Acre Feet	Acre Feet
City of Bluffdale	3,369	3,379
Copperton Improvement District	11	29
Draper City	4,198	4,245
Granger-Hunter Improvement District	18,292	19,330
Herriman City	6,013	5,866
Hexcel Corporation	1,012	837
Kearns Improvement District	7,185	7,379
Magna Water District	813	789
Midvale City	3,053	3,092
Riverton City	5,476	5,004
City of South Jordan	16,372	16,535
City of South Salt Lake	1,150	926
Taylorsville-Bennion Improvement District	4,701	4,700
Utah Department of Corrections	182	355
WaterPro, Inc. (Treated)	1,256	1,234
WaterPro, Inc. (Raw)	0	0
City of West Jordan	20,089	20,780
White City Water Improvement District	0	0
Willow Creek Country Club	275	302
Subtotal for wholesale deliveries	93,449	94,781
JVWCD retail service areas (Holladay, Murray, Sandy, South Salt Lake and unincorporated county)	7,482	7,184
JVWCD system non-revenue water (use & loss)	6,411	5,832
Subtotal for deliveries, use and loss	107,342	107,797
Irrigation		
Welby Jacob Water Users Co.	24,489	23,303
Subtotal for irrigation sources	24,489	23,303
Total	131,831	131,100



Maintenance

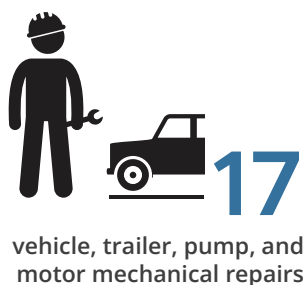


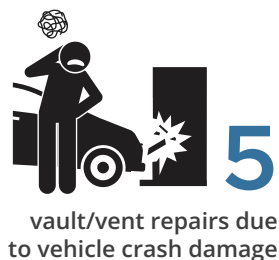




The Maintenance Department reduced unscheduled downtime and avoidable failures by focusing their time and attention on planned, predictive, and preventive maintenance initiatives. This helps prevent significant cost increases and improves equipment and service reliability.

They also provided excellent service in responding to emergencies and ensured repairs were completed in a timely and efficient way to minimize disruption to water service in our communities.



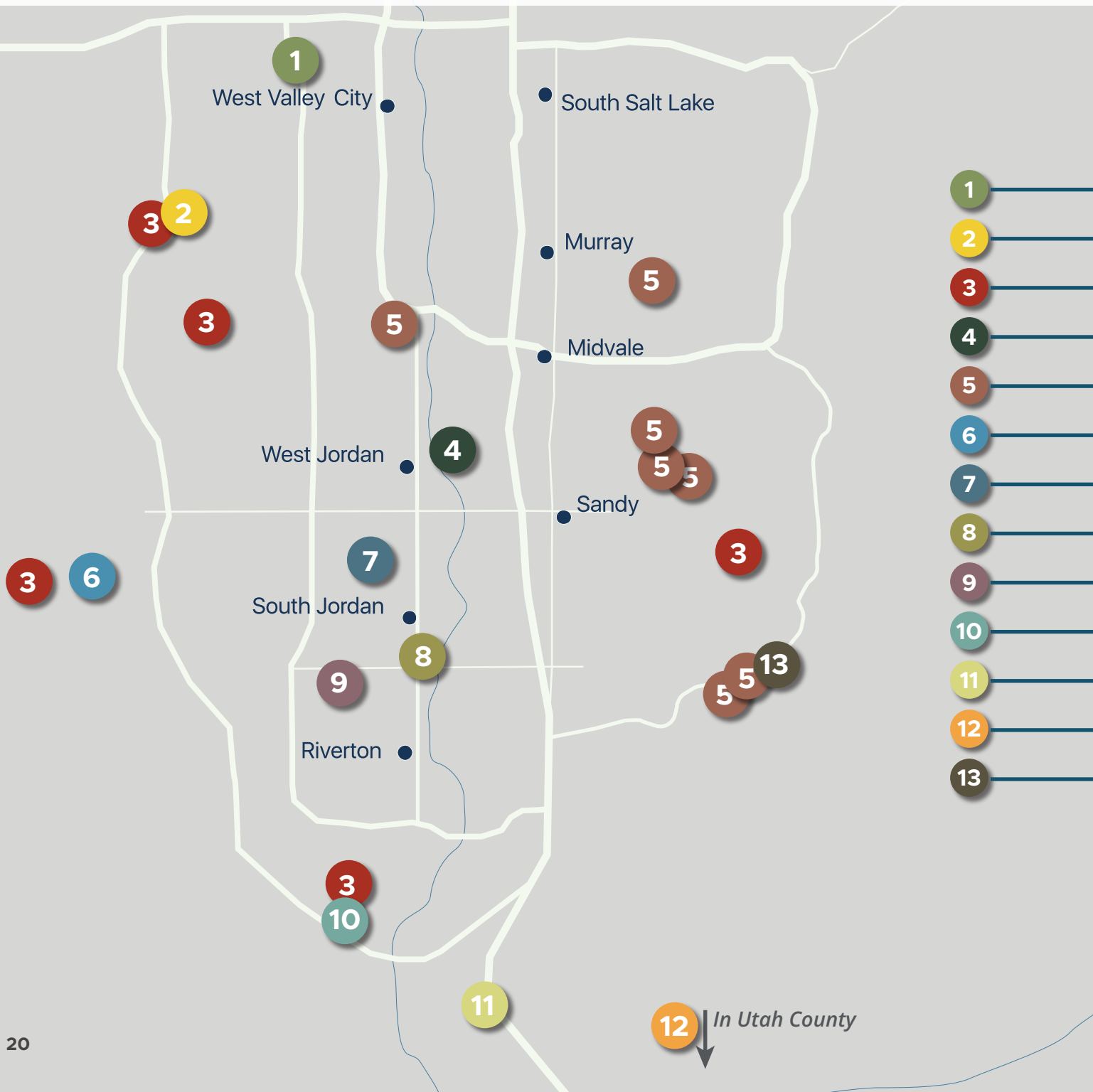


Maintenance by the Numbers



Engineering

The Engineering Department successfully planned, designed, and oversaw projects across the District to install new infrastructure and refurbish aging existing infrastructure to extend its life.





2023 Capital Projects

- Jordan Aqueduct Reach 3 - Cathodic Protection System
- 4700 South 5600 West Vault Improvements
- Concrete Reservoirs Repairs (5)
- JWCD Headquarters Upper Campus Site & Improvements
- Vault Improvements (7)
- Old Bingham Highway Equipment Storage Building
- Deep Well 6 Well Improvements
- 11400 South Redwood Road Meter Vault Rehabilitation
- 11800 South Pump Station Upgrades
- JWTP Blower Room Acoustical Improvements
- Point of the Mountain Actuator Replacements
- Jordan Aqueduct/Alpine Aqueduct Blowoff Drains
- SERWTP Fluoride Room Upgrades



Old Bingham Highway Equipment Storage Building



Refurbished vault at 2200 W and 6200 S



11800 South Pump Station Upgrades



JWTP Blower Room Acoustical Improvements

Conservation

Jordan Valley's conservation staff worked with member agencies, businesses, and individual homeowners to reduce water use. These conservation efforts helped make the most of the wet 2022/2023 year to save water for future dry years.

Member Agency Grant Participation



- Localscape for Parks and Recreation Conservation Garden



- Water system leak detection project
- Conservation calendars
- Conservation welcome packets
- Conservation promotional materials



- Juniper Canyon Recreation Area Eastern Trailhead Phase 1
- Herriman Main Street park strips and openspace landscaping
- Funding for a Water Conservation Coordinator to assist with Water Efficiency Standards



- Production of animated conservation films and short video clips for public education



- Water-efficient Toilet Rebate Program
- Water-efficient Indoor Water Fixture Rebate Program
- Turf Conversion Rebate Program



Future water savings each year
23,434,000 gallons

Utah Water Savers

Residential Landscape
Incentive Program

266

projects completed

\$730,979

funding provided

632,257 ft²

lawn replaced or prevented

Commercial Landscape Incentive
Program/Leadership Grant

21

projects completed

\$305,566

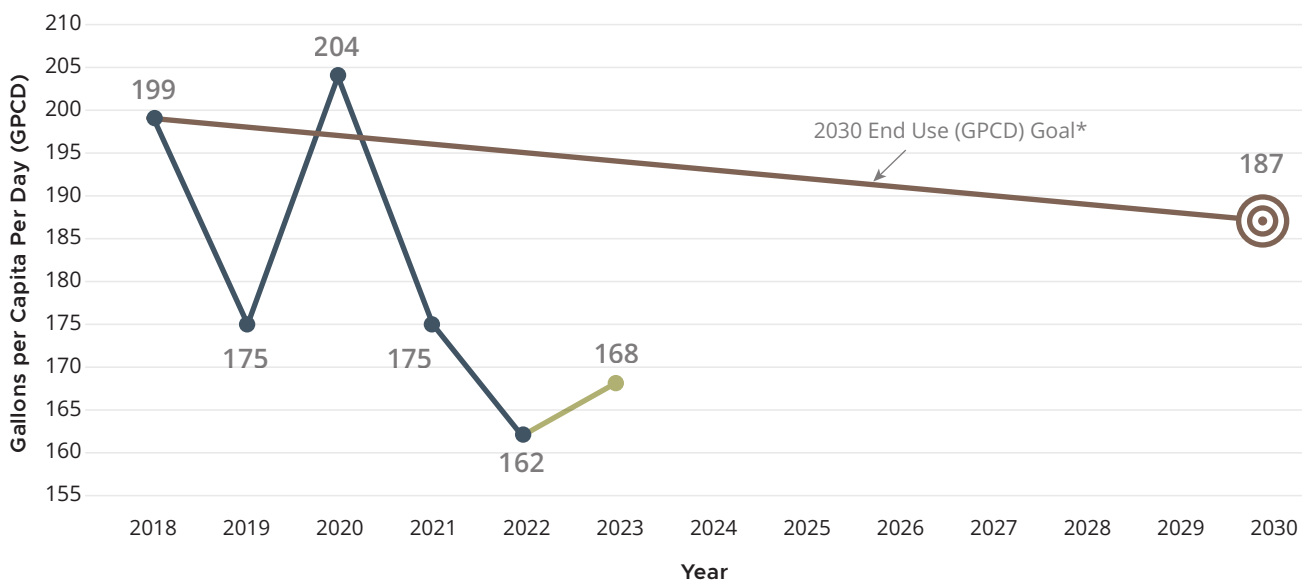
funding provided

235,653 ft²

lawn replaced

Water-use Behavior

Gallons per capita per day (GPCD) measures how much water an individual uses per day. The 2023 average GPCD was 168, well below the state's regional 2030 goal of 187 GPCD. We saw a small increase from 2022, but are encouraged by this result, as post-drought rebounds tend to be more significant. We commend the community for continuing efficient water-use behavior adopted during drought years.



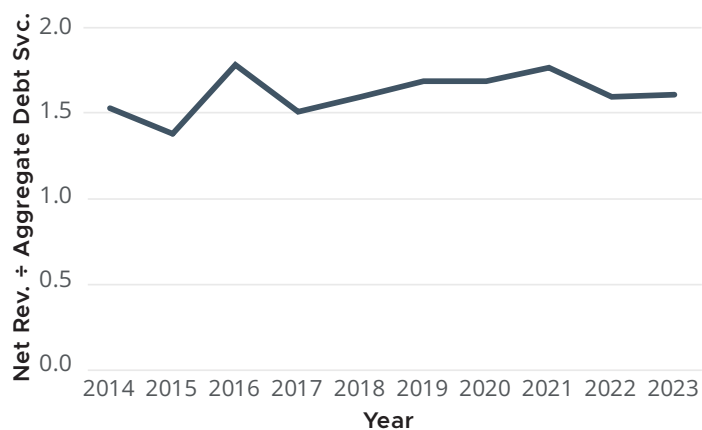
*2030 End Use Goal is 187 GPCD by 2030

Finance

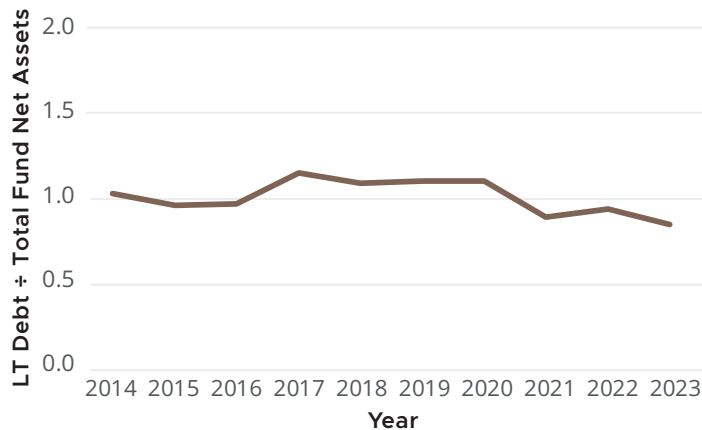
Balance Sheet Summary as of June 30, 2023					
	FY 2023	FY 2022	FY 2021	FY 2020	FY 2019
Assets					
Current	\$ 81,147,226	\$ 74,204,697	\$ 71,177,333	\$ 62,022,286	\$ 54,590,332
Restricted	10,117,845	44,290,444	7,912,690	26,756,562	69,266,250
Capital	578,896,926	549,335,434	546,720,363	547,183,564	526,273,827
Other	12,858,461	19,116,474	16,707,372	18,891,468	19,566,111
Total Assets	\$ 683,020,458	\$ 686,947,049	\$ 642,517,758	\$ 654,853,880	\$ 669,696,520
Liabilities					
Current	\$ 21,384,264	\$ 19,480,183	\$ 17,943,938	\$ 19,913,783	\$ 18,216,397
Noncurrent	304,635,860	320,028,395	291,357,946	319,841,344	356,952,015
Total Liabilities	326,020,124	339,508,578	309,301,884	339,755,127	375,168,412
Total Net Position	357,000,334	347,438,471	333,215,874	315,098,753	294,528,108
Total Liabilities and Net Position	\$ 683,020,458	\$ 686,947,049	\$ 642,517,758	\$ 654,853,880	\$ 669,696,520
Income Statement Summary for fiscal year ended June 30, 2023					
Revenues					
Operating (water sales)	\$ 58,260,194	\$ 55,902,375	\$ 62,726,943	\$ 60,659,921	\$ 53,222,432
Property taxes	26,373,984	24,204,336	21,133,800	20,281,934	20,063,290
Interest	3,468,438	584,237	638,942	1,900,885	2,260,091
Intergovernmental	683,093	234,671	92,155	75,331	145,669
Non-operating	1,675,285	94,155	922,603	325,763	4,610,393
Total Revenues	90,460,994	81,019,774	85,514,443	83,243,834	80,301,875
Expenses					
Operating	61,143,127	54,433,824	55,172,384	53,035,299	50,315,995
Interest	12,390,616	12,690,790	11,757,534	13,090,260	12,984,228
Non-operating	42,783	926,432	487,243	-	281,244
Total Expenses	73,576,526	68,051,046	67,417,161	66,125,559	63,581,467
Net Income <i>Approximate Contribution to Capital Expenses and Reserves</i>	\$ 16,884,468	\$ 12,968,728	\$ 18,097,282	\$ 17,118,275	\$ 16,720,408
Other cash flow Information for fiscal year ended June 30, 2023					
Capital Improvements	\$ 41,666,035	\$ 14,253,907	\$ 11,466,398	\$ 31,928,931	\$ 41,562,334
Debt Service Payments	\$ 24,124,055	\$ 21,891,591	\$ 22,040,296	\$ 22,003,217	\$ 20,365,220



Debt Service Coverage Ratio



Long-term Debt to Equity





JORDAN VALLEY WATER
CONSERVANCY DISTRICT

8215 South 1300 West • West Jordan, UT 84088

(801) 565-4300

www.jvwcd.org